



**IES ROAD REPORT**  
**PHOTOMETRIC FILENAME : AX-100-40-5-D.IES**

**DESCRIPTIVE INFORMATION (From Photometric File)**

IESNA:LM-63-2002  
[TEST] 12474666.03  
[TESTLAB] UL Verification Services Inc.  
[ISSUE DATE] 8/29/2018  
[MANUFAC] Express Imaging Systems LLC dba Evluma  
[LUMCAT] AX-100-40-5-D (Scaled from AX-100-50-5-D)  
[LUMINAIRE] Gray metal housing, white plastic reflector and dome glass  
[MORE] lens  
[LAMP] One (1) white LED with optic below  
[BALLAST] Internal  
[OTHER] This test was performed using the calibrated photodetector met  
[MORE] hod of absolute photometry.

**CHARACTERISTICS**

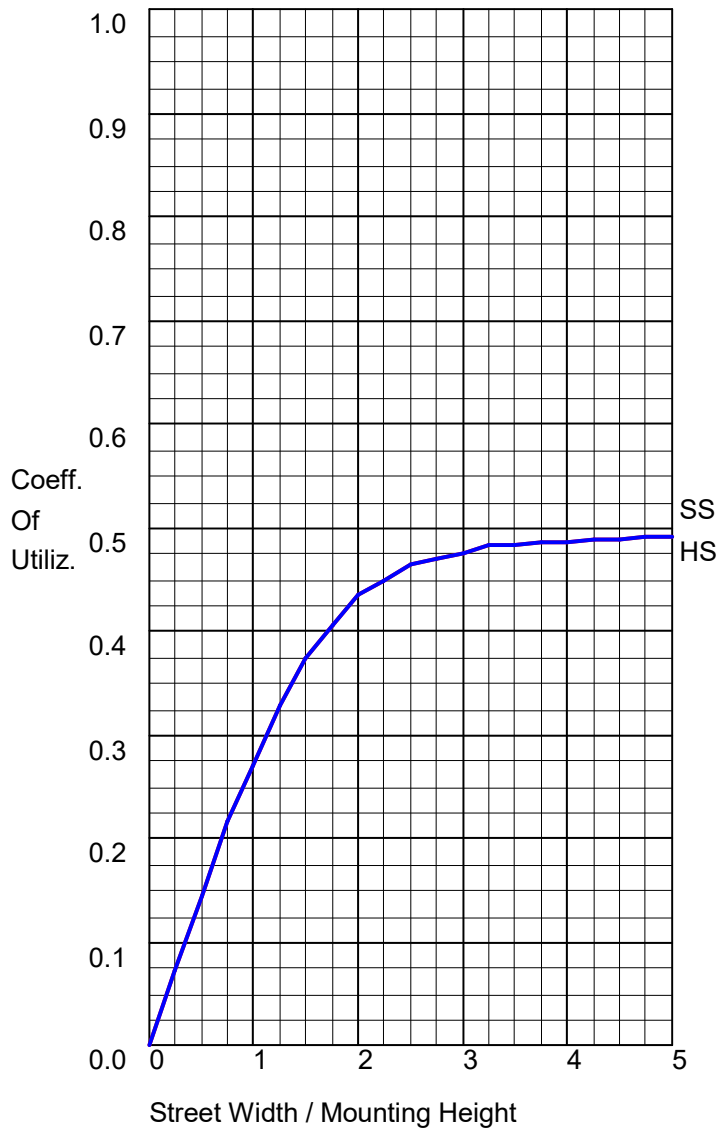
IES Classification	Type V
Longitudinal Classification	Short
Lumens Per Lamp	N.A. (absolute)
Total Lamp Lumens	N.A. (absolute)
Luminaire Lumens	12353
Downward Total Efficiency	N.A. (absolute)
Total Luminaire Efficiency	N.A. (absolute)
Luminaire Efficacy Rating (LER)	124
Total Luminaire Watts	100
Ballast Factor	1.00
Upward Waste Light Ratio	0.01
Maximum Candela	4236.287
Maximum Candela Angle	0H 60V
Maximum Candela (<90 Degrees Vertical)	4236.287
Maximum Candela Angle (<90 Degrees Vertical)	0H 60V
Maximum Candela At 90 Degrees Vertical	83.433 (0.7% Luminaire Lumens)
Maximum Candela from 80 to <90 Degrees Vertical	366.53 (3.0% Luminaire Lumens)
Cutoff Classification (deprecated)	N.A. (absolute)

**IES ROAD REPORT**  
**PHOTOMETRIC FILENAME : AX-100-40-5-D.IES**

**LUMINAIRE CLASSIFICATION SYSTEM (LCS)**

	Lumens	% Lamp	% Luminaire
FL - Front-Low (0-30)	550.6	N.A.	4.5
FM - Front-Medium (30-60)	3173.1	N.A.	25.7
FH - Front-High (60-80)	2317.8	N.A.	18.8
FVH - Front-Very High (80-90)	102.0	N.A.	0.8
BL - Back-Low (0-30)	550.6	N.A.	4.5
BM - Back-Medium (30-60)	3173.1	N.A.	25.7
BH - Back-High (60-80)	2317.8	N.A.	18.8
BVH - Back-Very High (80-90)	102.0	N.A.	0.8
UL - Uplight-Low (90-100)	49.8	N.A.	0.4
UH - Uplight-High (100-180)	15.8	N.A.	0.1
Total	12352.6	N.A.	100.0
BUG Rating	B3-U2-G2		

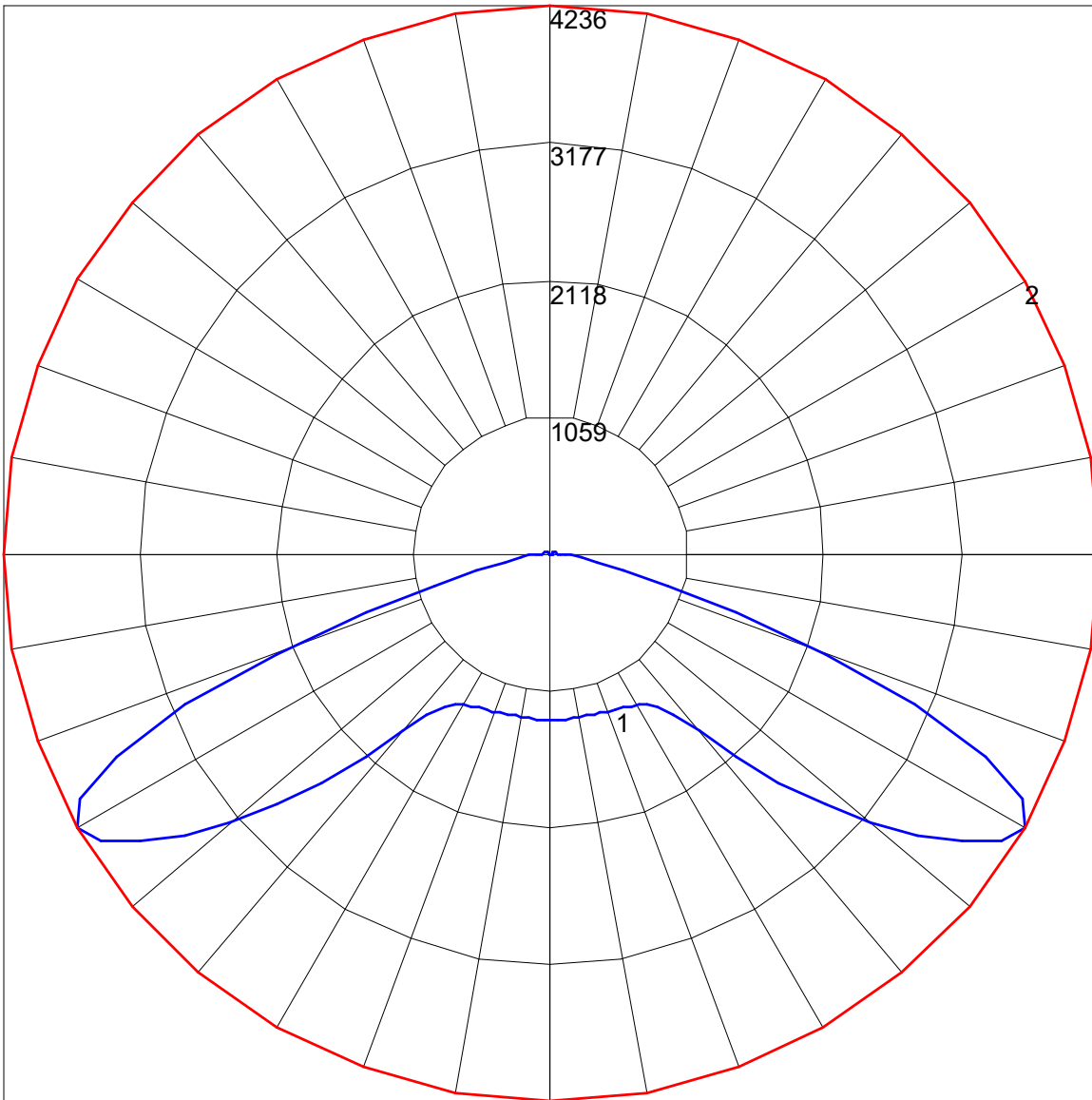
**COEFFICIENTS OF UTILIZATION**



**FLUX DISTRIBUTION**

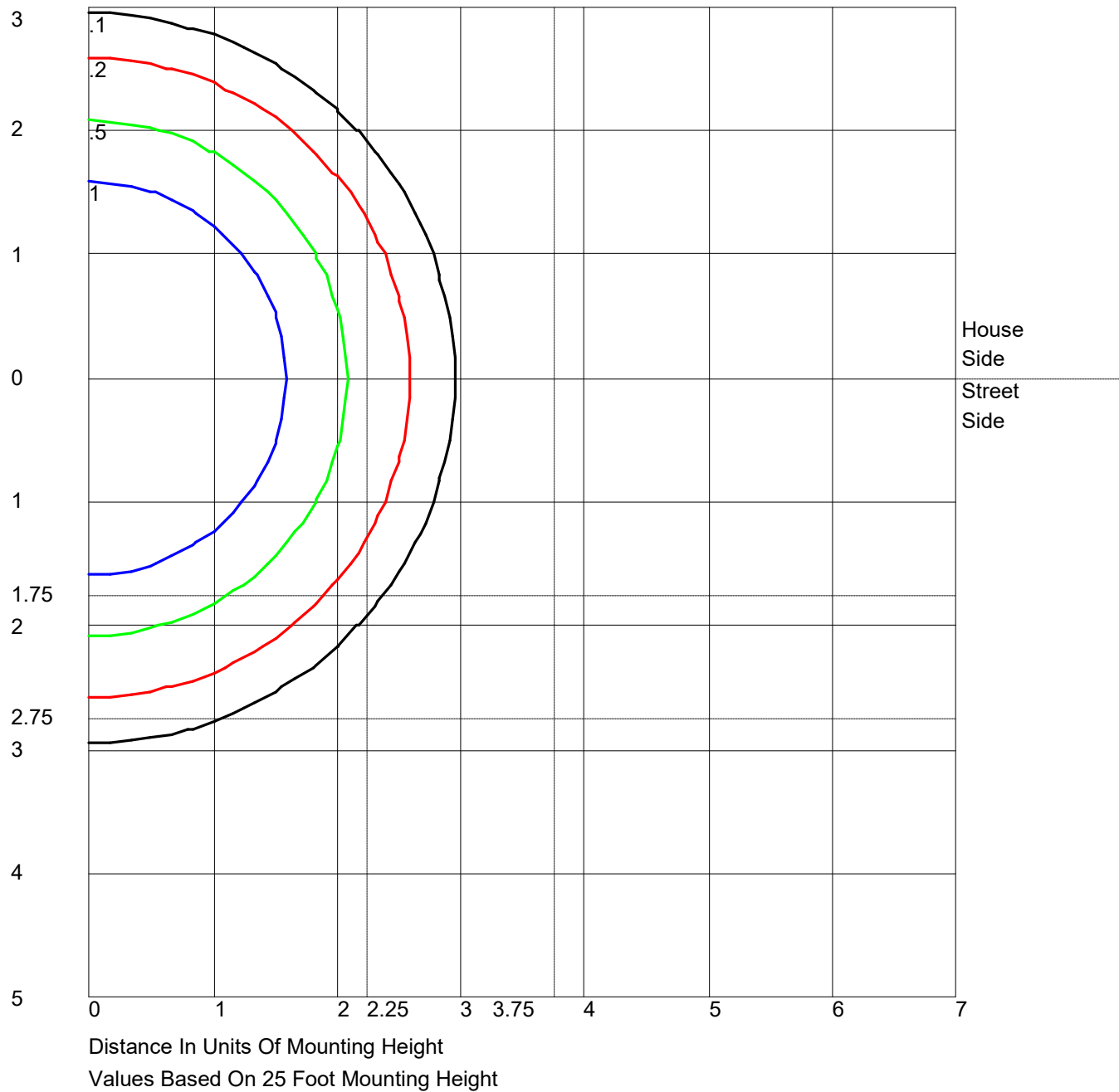
	Lumens	Percent Of Luminaire
Downward Street Side	6143.5	49.7
Downward House Side	6143.5	49.7
Downward Total	12287.0	99.5
Upward Street Side	32.8	0.3
Upward House Side	32.8	0.3
Upward Total	65.6	0.5
Total Flux	12352.6	100.0

POLAR GRAPH

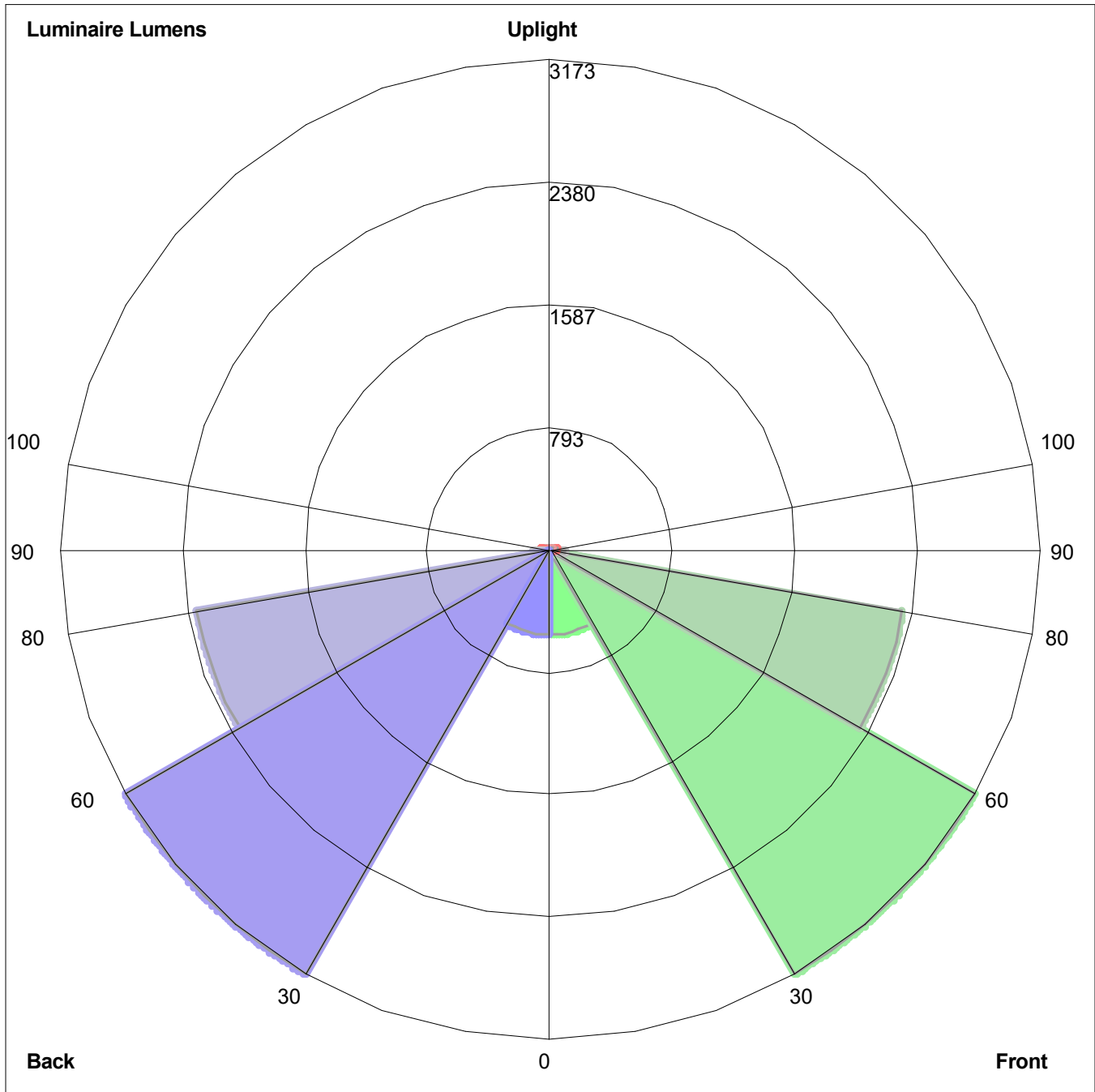


Maximum Candela = 4236.287 Located At Horizontal Angle = 0, Vertical Angle = 60  
# 1 - Vertical Plane Through Horizontal Angles (0 - 180) (Through Max. Cd.)  
# 2 - Horizontal Cone Through Vertical Angle (60) (Through Max. Cd.)

ISOFOOTCANDLE LINES OF HORIZONTAL ILLUMINANCE



LUMINAIRE CLASSIFICATION SYSTEM (LCS) GRAPH



Luminaire Lumens:  
Front: Low=550.6, Medium=3173.1, High=2317.8, Very High=102.0  
Back: Low=550.6, Medium=3173.1, High=2317.8, Very High=102.0  
Uplight: Low=49.8, High=15.8

BUG Rating : B3-U2-G2