



IES ROAD REPORT
PHOTOMETRIC FILENAME : AX-30-27-3-C.IES

DESCRIPTIVE INFORMATION (From Photometric File)

IESNA:LM-63-2002
[TEST] 12698747.02A
[TESTLAB] UL Verification Services Inc.
[ISSUE DATE] 1/22/2019
[MANUFAC] Express Imaging Systems LLC dba Evluma
[LUMCAT] AX-30-27-3-C (Scaled from AX-70-50-3-C)
[LUMINAIRE] Gray metal housing, white plastic reflector and cutoff gla
[MORE] ss lens
[LAMP] One (1) white LED with optic below
[BALLAST] Internal
[OTHER] This test was performed using the calibrated photodetector met
[MORE] hod of absolute photometry.

CHARACTERISTICS

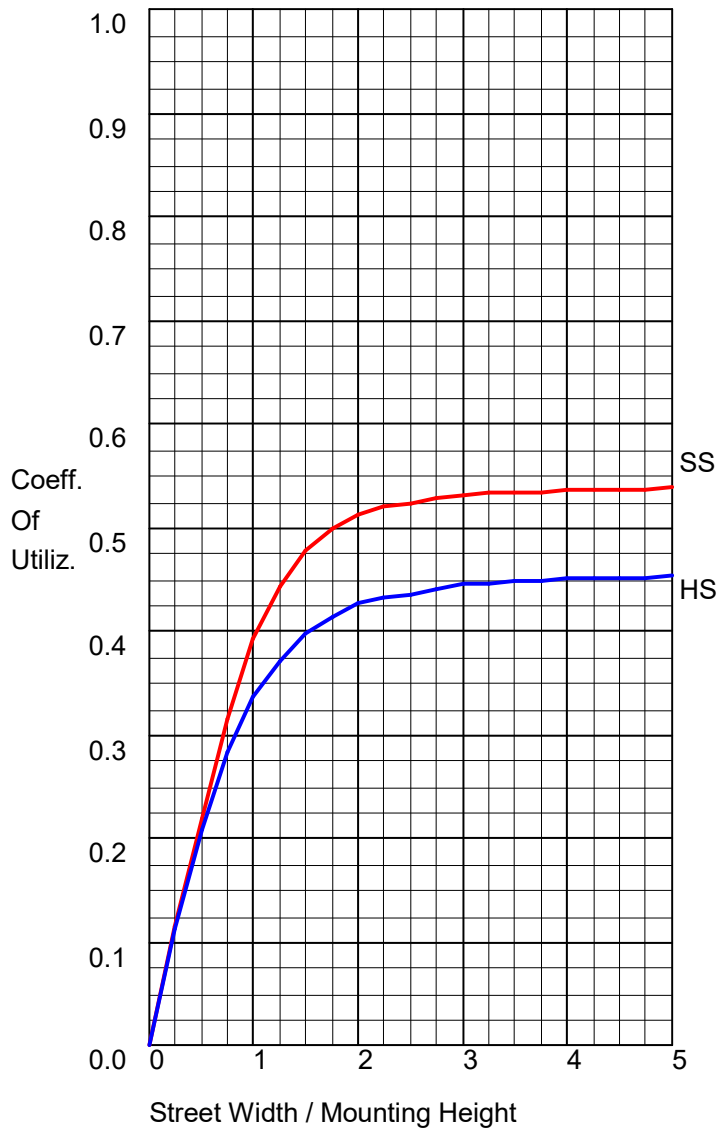
IES Classification	Type II
Longitudinal Classification	Short
Lumens Per Lamp	N.A. (absolute)
Total Lamp Lumens	N.A. (absolute)
Luminaire Lumens	3814
Downward Total Efficiency	N.A. (absolute)
Total Luminaire Efficiency	N.A. (absolute)
Luminaire Efficacy Rating (LER)	127
Total Luminaire Watts	30
Ballast Factor	1.00
Upward Waste Light Ratio	0.00
Maximum Candela	1363.986
Maximum Candela Angle	62.5H 57.5V
Maximum Candela (<90 Degrees Vertical)	1363.986
Maximum Candela Angle (<90 Degrees Vertical)	62.5H 57.5V
Maximum Candela At 90 Degrees Vertical	0 (0.0% Luminaire Lumens)
Maximum Candela from 80 to <90 Degrees Vertical	220.819 (5.8% Luminaire Lumens)
Cutoff Classification (deprecated)	N.A. (absolute)

IES ROAD REPORT
PHOTOMETRIC FILENAME : AX-30-27-3-C.IES

LUMINAIRE CLASSIFICATION SYSTEM (LCS)

	Lumens	% Lamp	% Luminaire
FL - Front-Low (0-30)	375.9	N.A.	9.9
FM - Front-Medium (30-60)	1142.4	N.A.	30.0
FH - Front-High (60-80)	520.0	N.A.	13.6
FVH - Front-Very High (80-90)	30.2	N.A.	0.8
BL - Back-Low (0-30)	395.5	N.A.	10.4
BM - Back-Medium (30-60)	928.0	N.A.	24.3
BH - Back-High (60-80)	392.4	N.A.	10.3
BVH - Back-Very High (80-90)	29.0	N.A.	0.8
UL - Uplight-Low (90-100)	0.0	N.A.	0.0
UH - Uplight-High (100-180)	0.0	N.A.	0.0
Total	3813.4	N.A.	100.0
BUG Rating	B1-U0-G1		

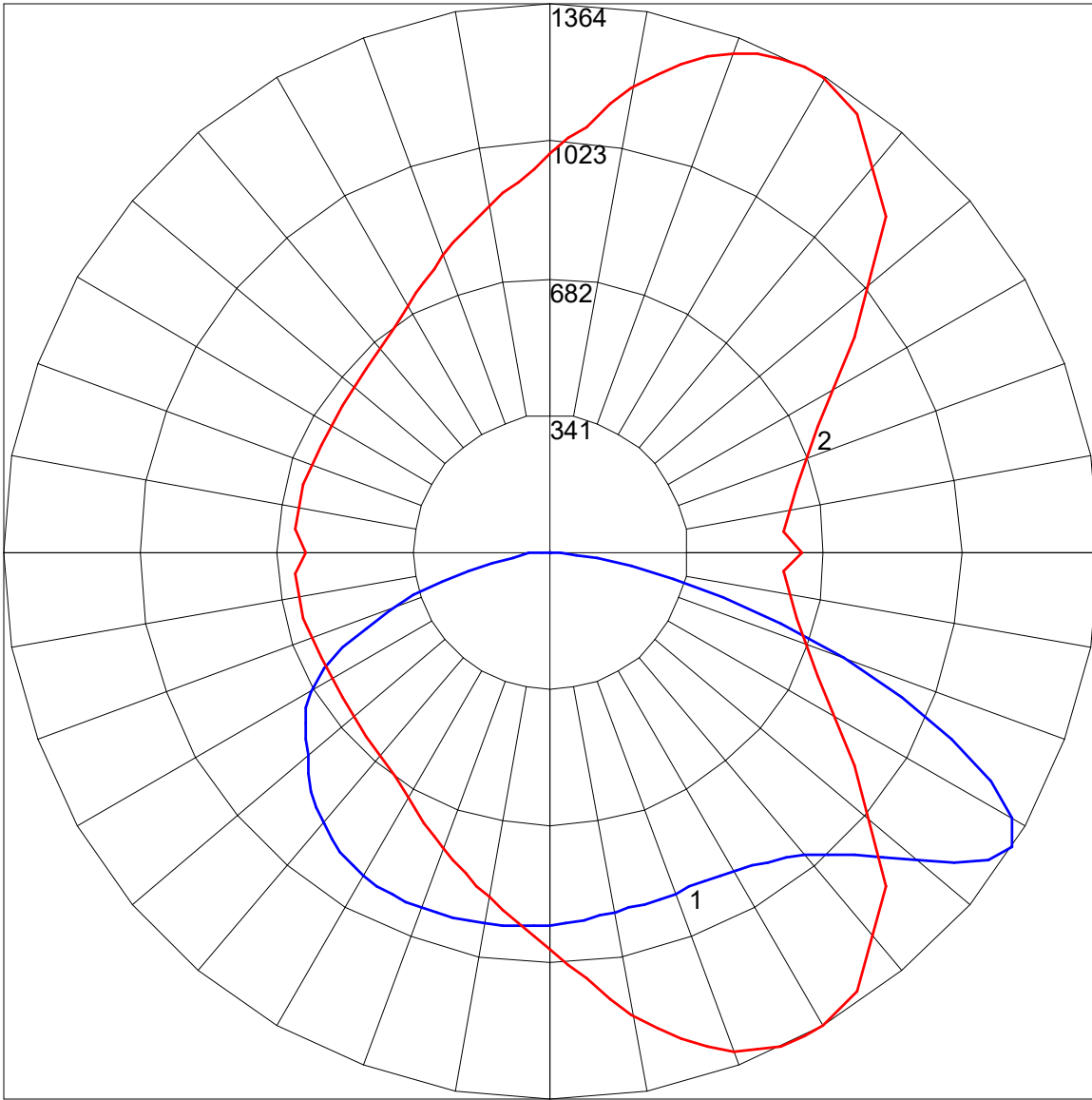
COEFFICIENTS OF UTILIZATION



FLUX DISTRIBUTION

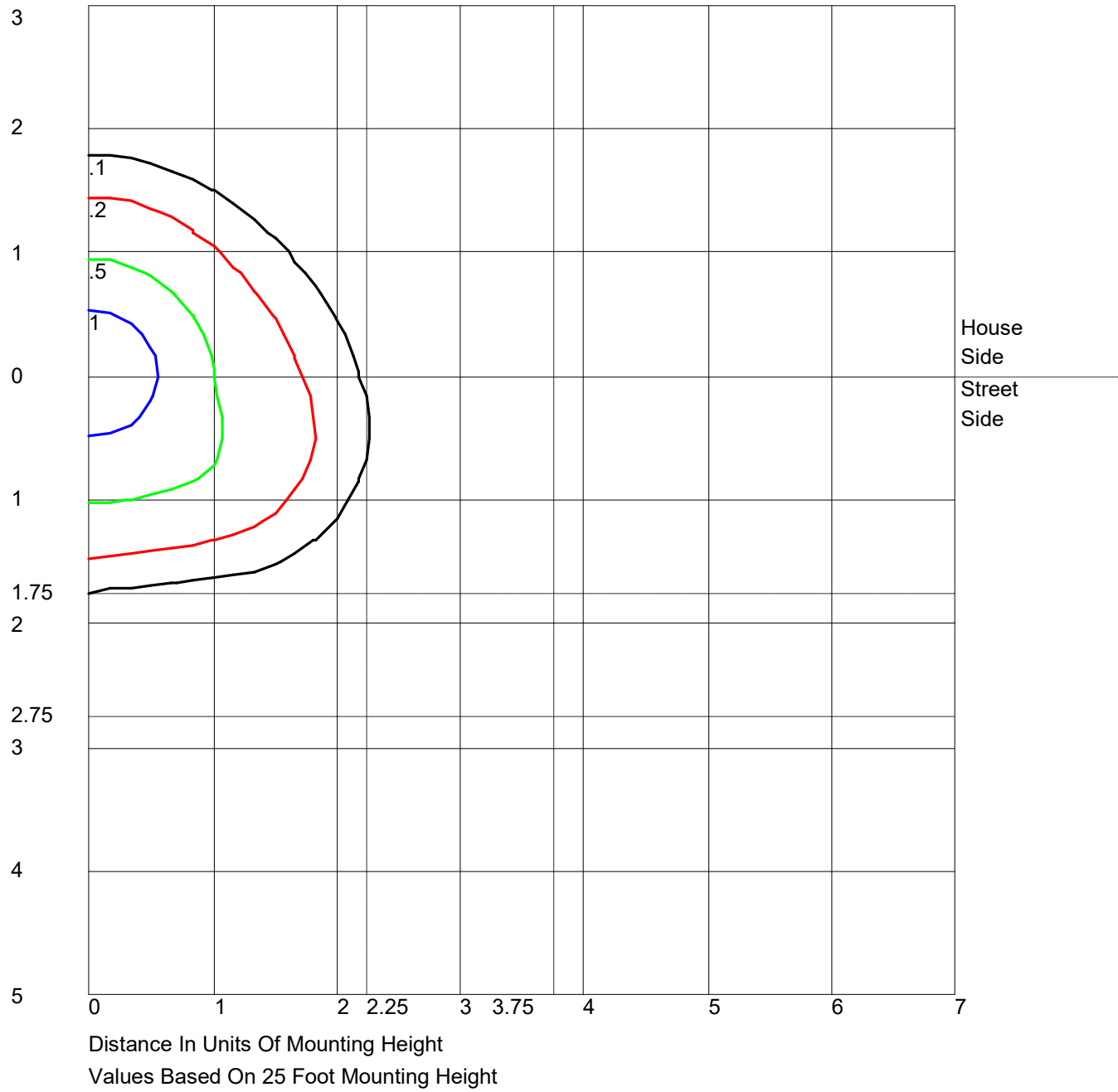
	Lumens	Percent Of Luminaire
Downward Street Side	2068.6	54.2
Downward House Side	1745.0	45.8
Downward Total	3813.6	100.0
Upward Street Side	0.0	0.0
Upward House Side	0.0	0.0
Upward Total	0.0	0.0
Total Flux	3813.6	100.0

POLAR GRAPH

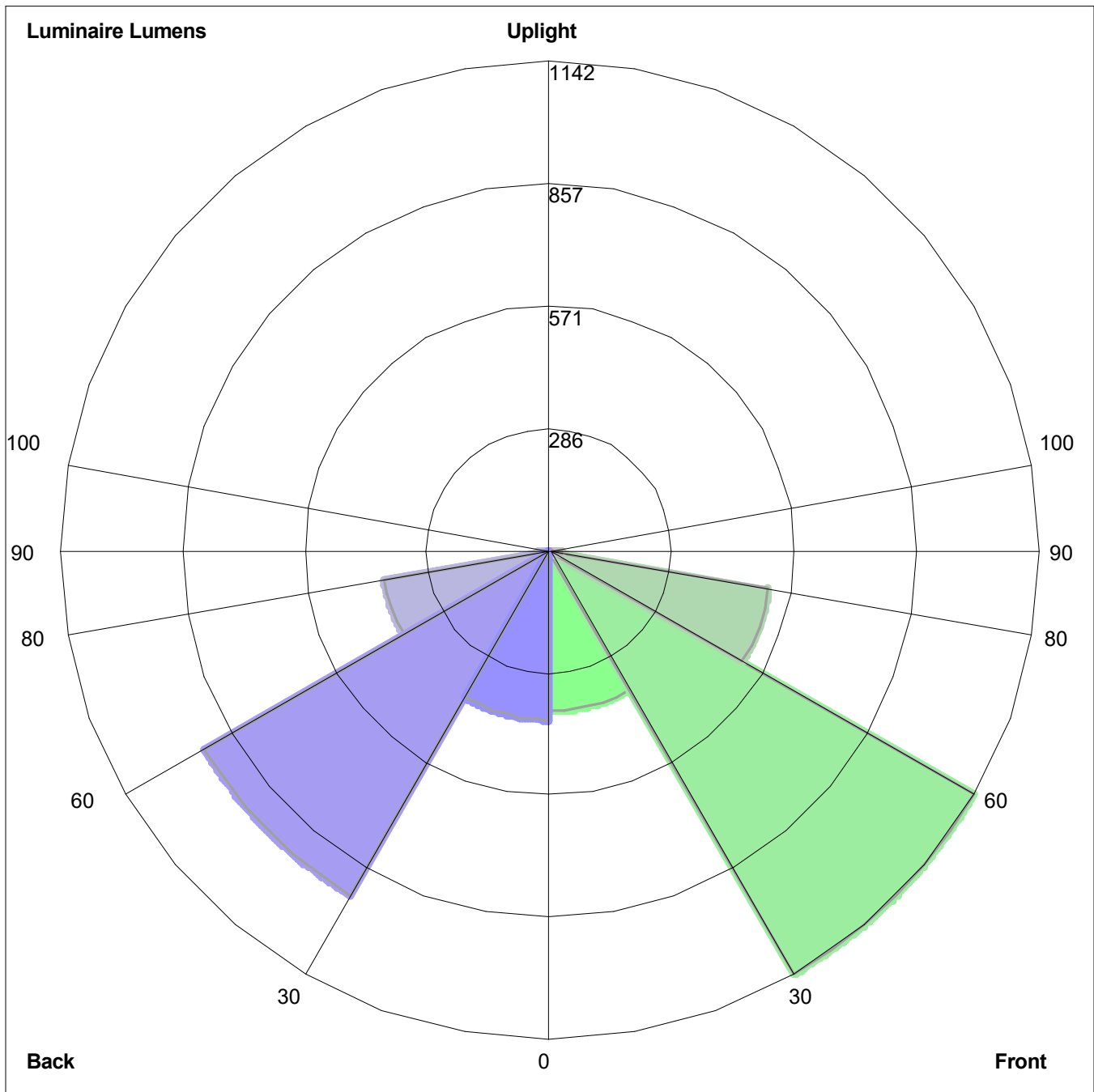


Maximum Candela = 1363.986 Located At Horizontal Angle = 62.5, Vertical Angle = 57.5
1 - Vertical Plane Through Horizontal Angles (62.5 - 242.5) (Through Max. Cd.)
2 - Horizontal Cone Through Vertical Angle (57.5) (Through Max. Cd.)

ISOFOOTCANDLE LINES OF HORIZONTAL ILLUMINANCE



LUMINAIRE CLASSIFICATION SYSTEM (LCS) GRAPH



Luminaire Lumens:
 Front: Low=375.9, Medium=1142.4, High=520.0, Very High=30.2
 Back: Low=395.5, Medium=928.0, High=392.4, Very High=29.0
 Uplight: Low=0.0, High=0.0

BUG Rating : B1-U0-G1