



**IES ROAD REPORT**  
**PHOTOMETRIC FILENAME : AX-30-40-3-D.IES**

**DESCRIPTIVE INFORMATION (From Photometric File)**

IESNA:LM-63-2002  
[TEST] 12500748.06  
[TESTLAB] UL Verification Services Inc.  
[ISSUE DATE] 9/18/2018  
[MANUFAC] Express Imaging Systems LLC dba Evluma  
[LUMCAT] AX-30-40-3-D (Scaled from AX-70-50-3-D)  
[LUMINAIRE] Gray metal housing, white plastic reflector and dome glass  
[MORE] lens  
[LAMP] One (1) white LED with optic below  
[BALLAST] Internal  
[OTHER] This test was performed using the calibrated photodetector met  
[MORE] hod of absolute photometry.

**CHARACTERISTICS**

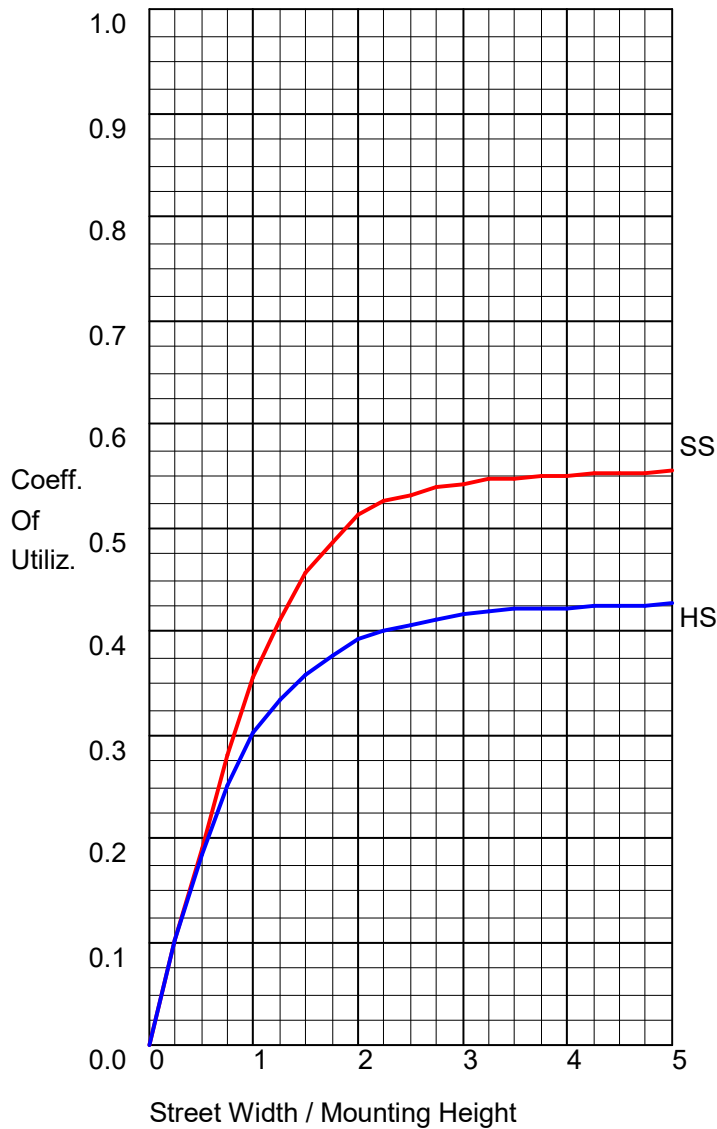
IES Classification	Type III
Longitudinal Classification	Short
Lumens Per Lamp	N.A. (absolute)
Total Lamp Lumens	N.A. (absolute)
Luminaire Lumens	4606
Downward Total Efficiency	N.A. (absolute)
Total Luminaire Efficiency	N.A. (absolute)
Luminaire Efficacy Rating (LER)	154
Total Luminaire Watts	30
Ballast Factor	1.00
Upward Waste Light Ratio	0.01
Maximum Candela	1712.592
Maximum Candela Angle	62.5H 65V
Maximum Candela (<90 Degrees Vertical)	1712.592
Maximum Candela Angle (<90 Degrees Vertical)	62.5H 65V
Maximum Candela At 90 Degrees Vertical	141.072 (3.1% Luminaire Lumens)
Maximum Candela from 80 to <90 Degrees Vertical	748.08 (16.2% Luminaire Lumens)
Cutoff Classification (deprecated)	N.A. (absolute)

**IES ROAD REPORT**  
**PHOTOMETRIC FILENAME : AX-30-40-3-D.IES**

**LUMINAIRE CLASSIFICATION SYSTEM (LCS)**

	Lumens	% Lamp	% Luminaire
FL - Front-Low (0-30)	379.5	N.A.	8.2
FM - Front-Medium (30-60)	1191.0	N.A.	25.9
FH - Front-High (60-80)	917.3	N.A.	19.9
FVH - Front-Very High (80-90)	97.3	N.A.	2.1
BL - Back-Low (0-30)	408.3	N.A.	8.9
BM - Back-Medium (30-60)	950.8	N.A.	20.6
BH - Back-High (60-80)	568.7	N.A.	12.3
BVH - Back-Very High (80-90)	65.9	N.A.	1.4
UL - Uplight-Low (90-100)	25.0	N.A.	0.5
UH - Uplight-High (100-180)	1.9	N.A.	0.0
Total	4605.7	N.A.	100.0
BUG Rating	B2-U2-G2		

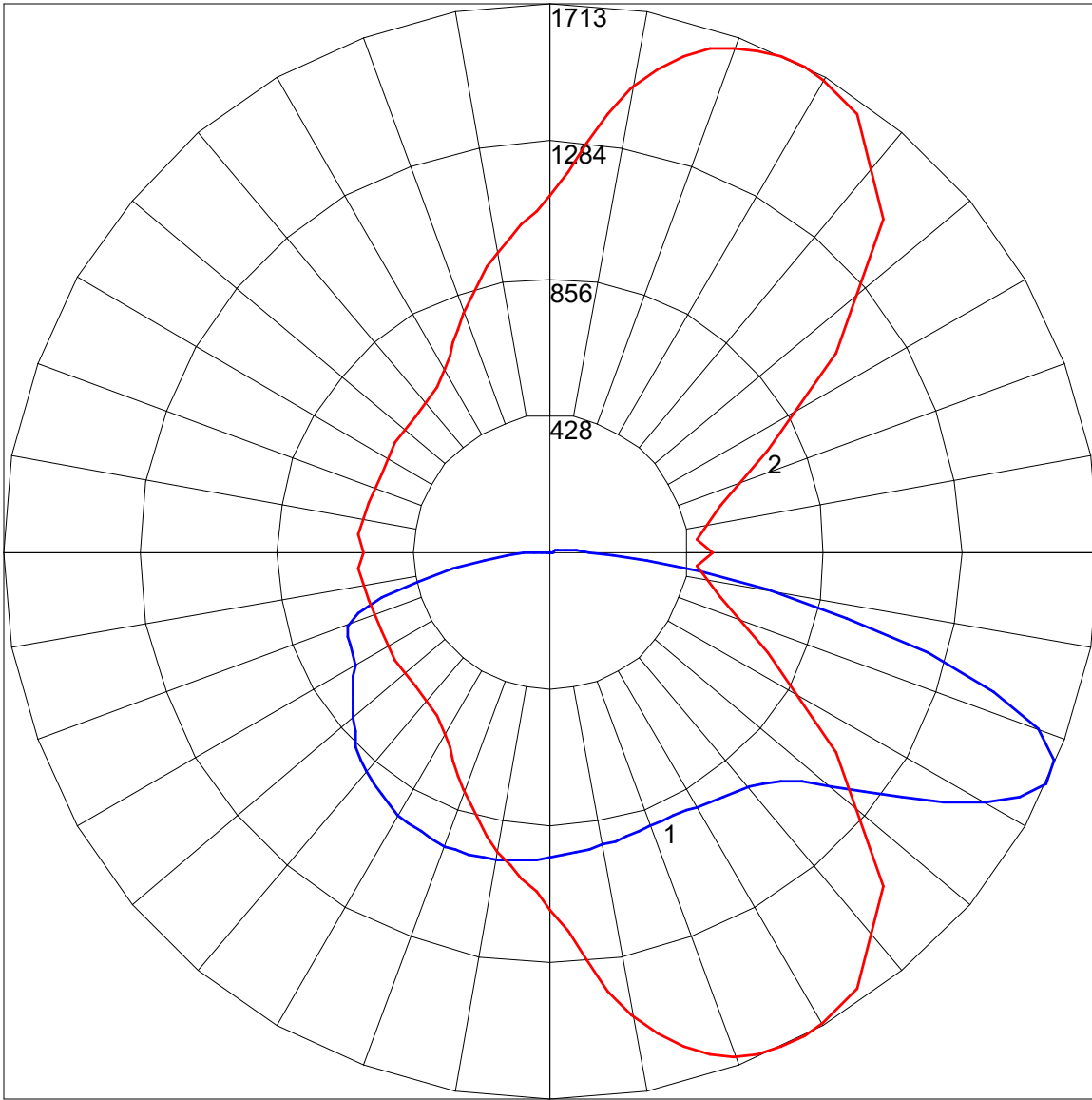
**COEFFICIENTS OF UTILIZATION**



**FLUX DISTRIBUTION**

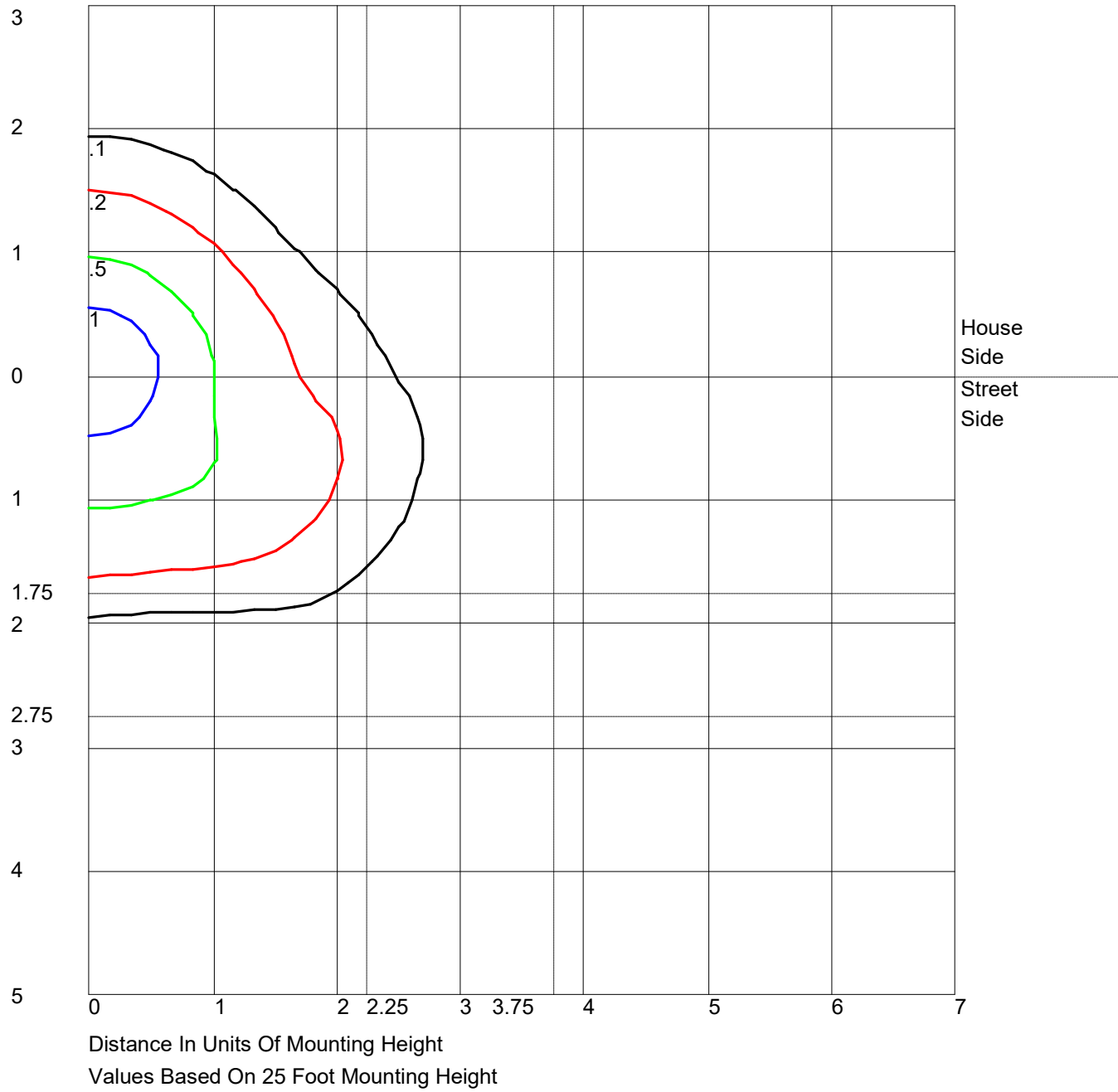
	Lumens	Percent Of Luminaire
Downward Street Side	2585.1	56.1
Downward House Side	1993.7	43.3
Downward Total	4578.8	99.4
Upward Street Side	17.1	0.4
Upward House Side	9.8	0.2
Upward Total	26.9	0.6
Total Flux	4605.7	100.0

POLAR GRAPH

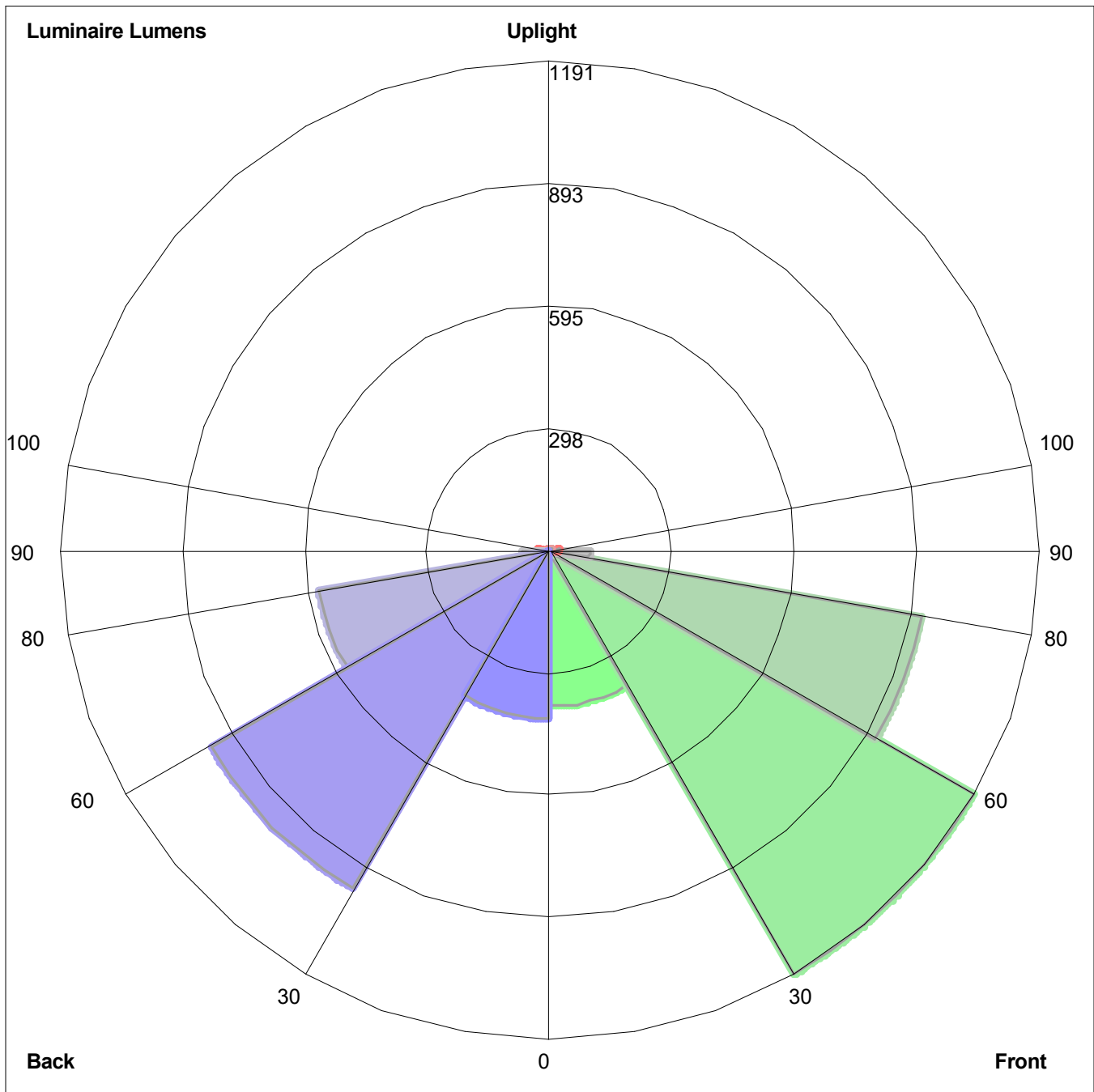


Maximum Candela = 1712.592 Located At Horizontal Angle = 62.5, Vertical Angle = 65  
# 1 - Vertical Plane Through Horizontal Angles (62.5 - 242.5) (Through Max. Cd.)  
# 2 - Horizontal Cone Through Vertical Angle (65) (Through Max. Cd.)

ISOFOOTCANDLE LINES OF HORIZONTAL ILLUMINANCE



LUMINAIRE CLASSIFICATION SYSTEM (LCS) GRAPH



Luminaire Lumens:  
Front: Low=379.5, Medium= 1191.0, High=917.3, Very High=97.3  
Back: Low=408.3, Medium=950.8, High=568.7, Very High=65.9  
Uplight: Low=25.0, High=1.9

BUG Rating : B2-U2-G2