



**IES ROAD REPORT**  
**PHOTOMETRIC FILENAME : AX-40-27-3-C.IES**

**DESCRIPTIVE INFORMATION (From Photometric File)**

IESNA:LM-63-2002  
[TEST] 12698747.02A  
[TESTLAB] UL Verification Services Inc.  
[ISSUE DATE] 1/22/2019  
[MANUFAC] Express Imaging Systems LLC dba Evluma  
[LUMCAT] AX-40-27-3-C (Scaled from AX-70-50-3-C)  
[LUMINAIRE] Gray metal housing, white plastic reflector and cutoff gla  
[MORE] ss lens  
[LAMP] One (1) white LED with optic below  
[BALLAST] Internal  
[OTHER] This test was performed using the calibrated photodetector met  
[MORE] hod of absolute photometry.

**CHARACTERISTICS**

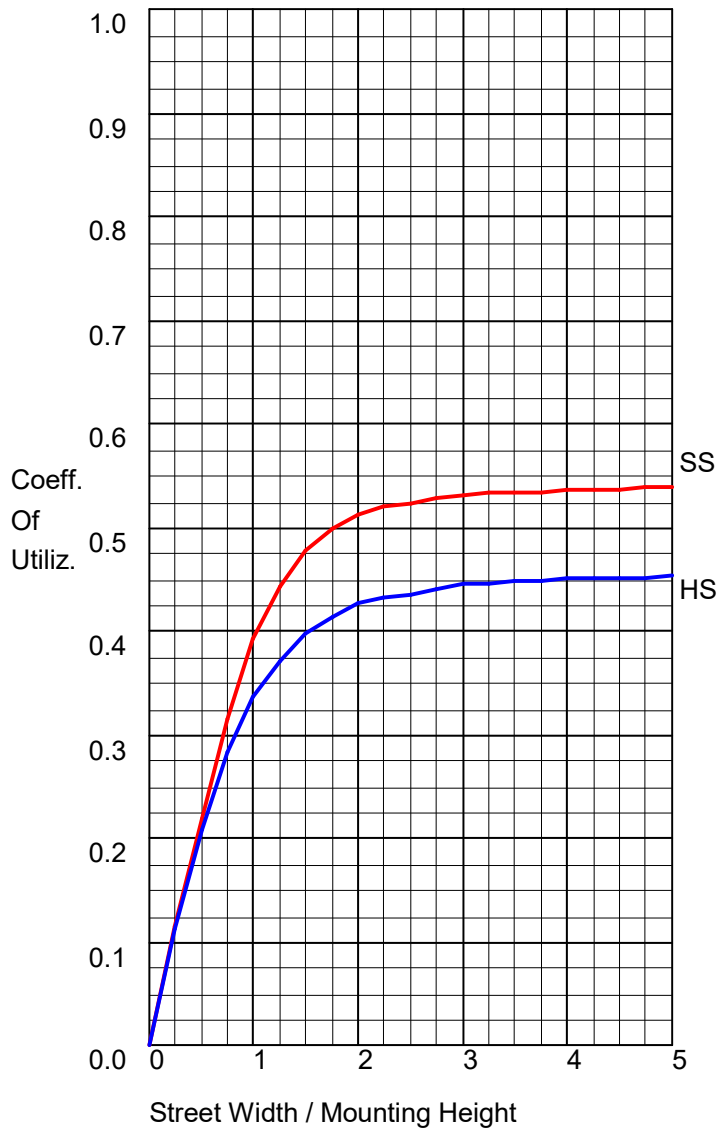
IES Classification	Type II
Longitudinal Classification	Short
Lumens Per Lamp	N.A. (absolute)
Total Lamp Lumens	N.A. (absolute)
Luminaire Lumens	5037
Downward Total Efficiency	N.A. (absolute)
Total Luminaire Efficiency	N.A. (absolute)
Luminaire Efficacy Rating (LER)	126
Total Luminaire Watts	40
Ballast Factor	1.00
Upward Waste Light Ratio	0.00
Maximum Candela	1801.683
Maximum Candela Angle	62.5H 57.5V
Maximum Candela (<90 Degrees Vertical)	1801.683
Maximum Candela Angle (<90 Degrees Vertical)	62.5H 57.5V
Maximum Candela At 90 Degrees Vertical	0 (0.0% Luminaire Lumens)
Maximum Candela from 80 to <90 Degrees Vertical	291.678 (5.8% Luminaire Lumens)
Cutoff Classification (deprecated)	N.A. (absolute)

**IES ROAD REPORT**  
**PHOTOMETRIC FILENAME : AX-40-27-3-C.IES**

**LUMINAIRE CLASSIFICATION SYSTEM (LCS)**

	Lumens	% Lamp	% Luminaire
FL - Front-Low (0-30)	496.5	N.A.	9.9
FM - Front-Medium (30-60)	1509.0	N.A.	30.0
FH - Front-High (60-80)	686.9	N.A.	13.6
FVH - Front-Very High (80-90)	39.9	N.A.	0.8
BL - Back-Low (0-30)	522.4	N.A.	10.4
BM - Back-Medium (30-60)	1225.8	N.A.	24.3
BH - Back-High (60-80)	518.3	N.A.	10.3
BVH - Back-Very High (80-90)	38.3	N.A.	0.8
UL - Uplight-Low (90-100)	0.0	N.A.	0.0
UH - Uplight-High (100-180)	0.0	N.A.	0.0
Total	5037.1	N.A.	100.0
BUG Rating	B2-U0-G2		

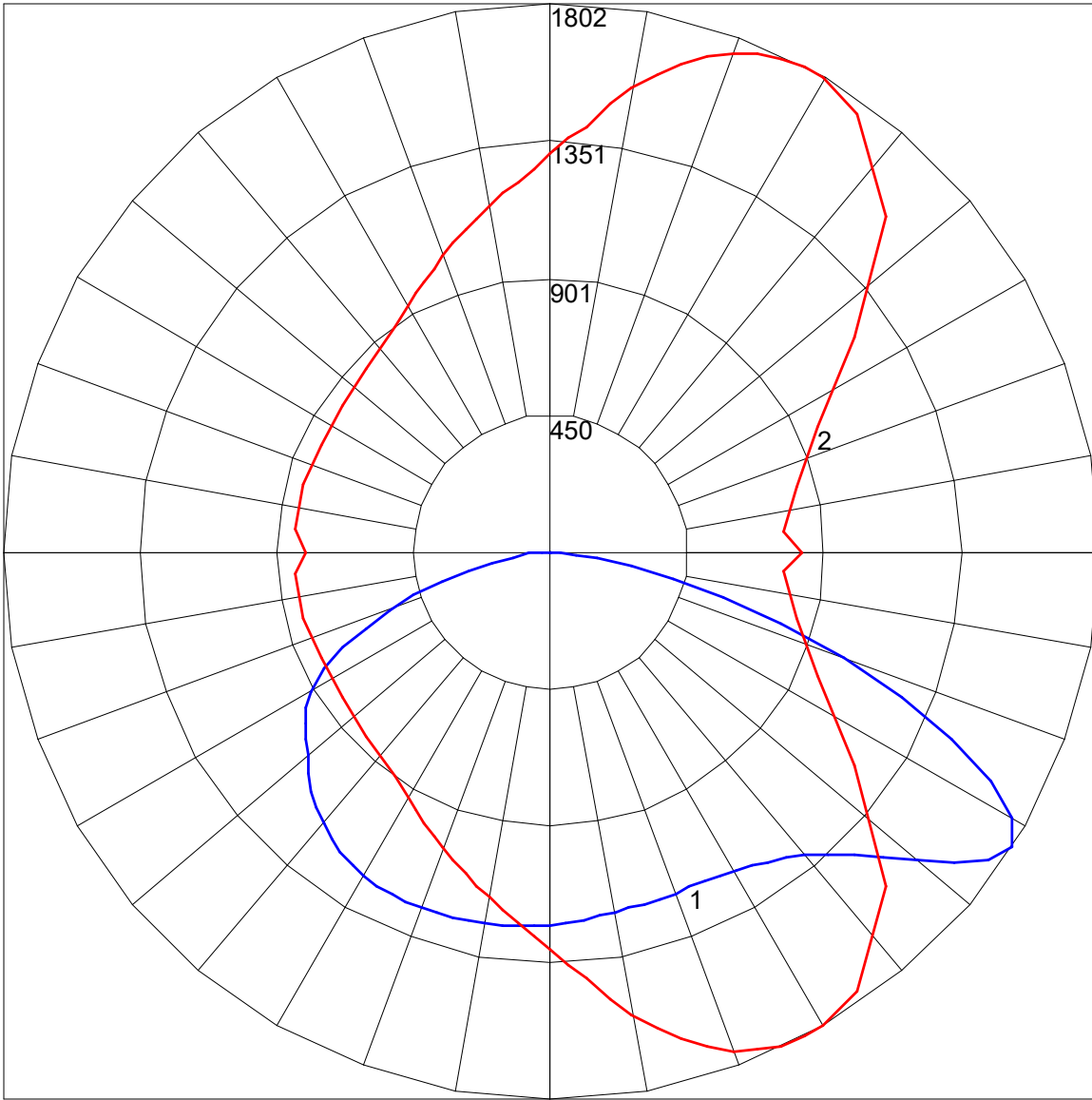
**COEFFICIENTS OF UTILIZATION**



**FLUX DISTRIBUTION**

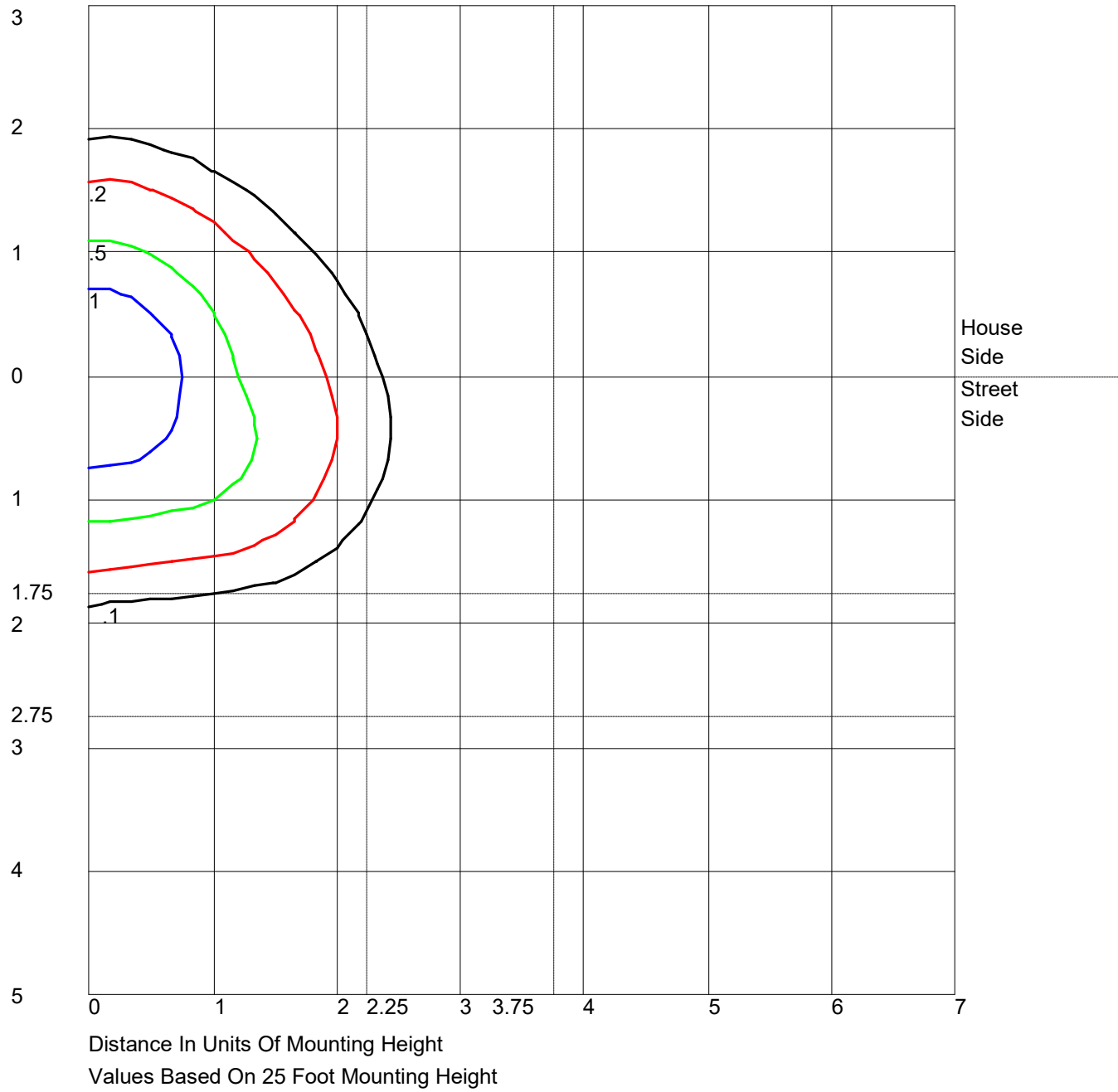
	Lumens	Percent Of Luminaire
Downward Street Side	2732.4	54.2
Downward House Side	2304.9	45.8
Downward Total	5037.3	100.0
Upward Street Side	0.0	0.0
Upward House Side	0.0	0.0
Upward Total	0.0	0.0
Total Flux	5037.3	100.0

POLAR GRAPH

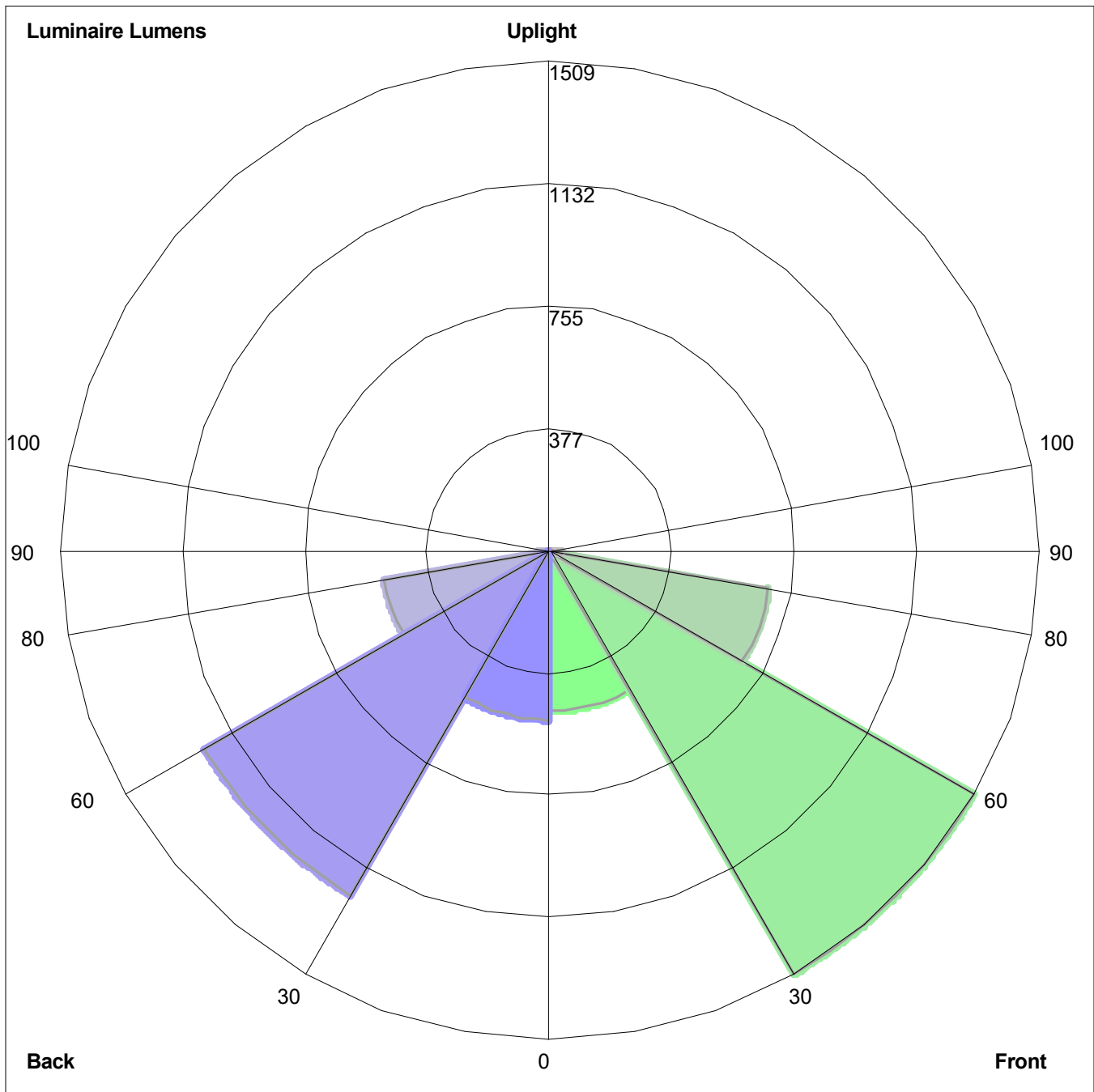


Maximum Candela = 1801.683 Located At Horizontal Angle = 62.5, Vertical Angle = 57.5  
# 1 - Vertical Plane Through Horizontal Angles (62.5 - 242.5) (Through Max. Cd.)  
# 2 - Horizontal Cone Through Vertical Angle (57.5) (Through Max. Cd.)

ISOFOOTCANDLE LINES OF HORIZONTAL ILLUMINANCE



LUMINAIRE CLASSIFICATION SYSTEM (LCS) GRAPH



Luminaire Lumens:  
Front: Low=496.5, Medium= 1509.0, High=686.9, Very High=39.9  
Back: Low=522.4, Medium=1225.8, High=518.3, Very High=38.3  
Uplight: Low=0.0, High=0.0

BUG Rating : B2-U0-G2