



**IES ROAD REPORT**  
**PHOTOMETRIC FILENAME : AX-40-30-5-D.IES**

**DESCRIPTIVE INFORMATION (From Photometric File)**

IESNA:LM-63-2002  
[TEST] 12500748.02  
[TESTLAB] UL Verification Services Inc.  
[ISSUE DATE] 9/18/2018  
[MANUFAC] Express Imaging Systems LLC dba Evluma  
[LUMCAT] AX-40-30-5-D (Scaled from AX-40-50-5-D)  
[LUMINAIRE] Gray metal housing, white plastic reflector and dome glass  
[MORE] lens  
[LAMP] One (1) white LED with optic below  
[BALLAST] Internal  
[OTHER] This test was performed using the calibrated photodetector met  
[MORE] hod of absolute photometry.

**CHARACTERISTICS**

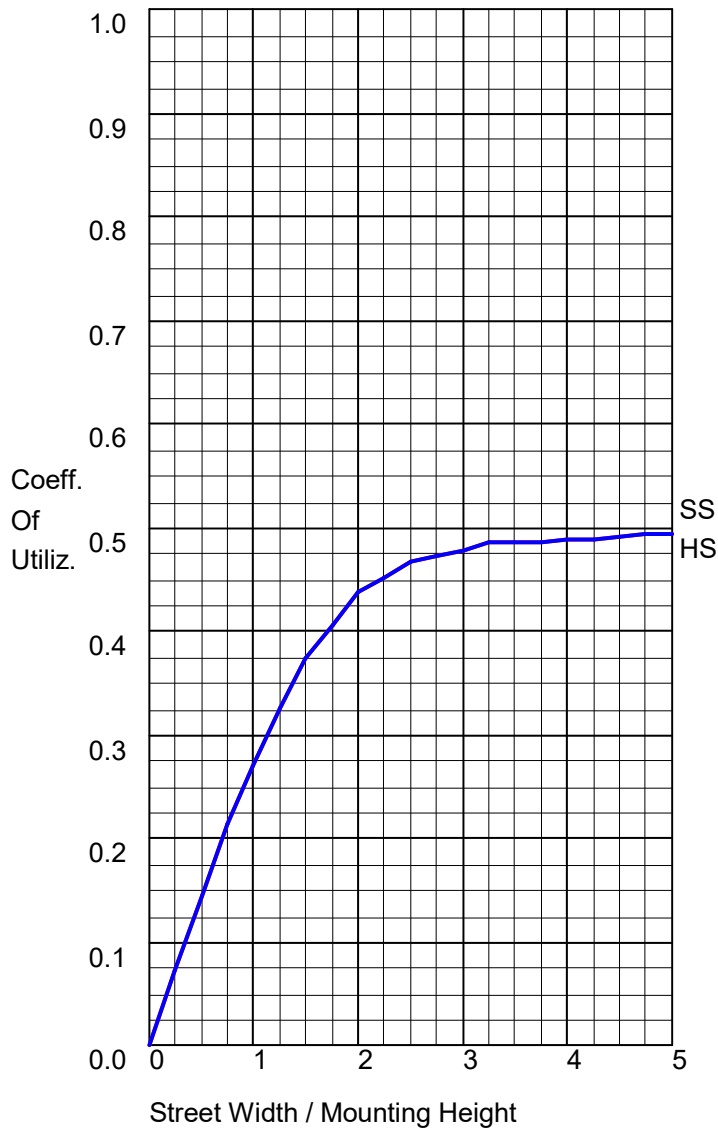
IES Classification	Type V
Longitudinal Classification	Short
Lumens Per Lamp	N.A. (absolute)
Total Lamp Lumens	N.A. (absolute)
Luminaire Lumens	5757
Downward Total Efficiency	N.A. (absolute)
Total Luminaire Efficiency	N.A. (absolute)
Luminaire Efficacy Rating (LER)	144
Total Luminaire Watts	40
Ballast Factor	1.00
Upward Waste Light Ratio	0.00
Maximum Candela	2033.368
Maximum Candela Angle	0H 60V
Maximum Candela (<90 Degrees Vertical)	2033.368
Maximum Candela Angle (<90 Degrees Vertical)	0H 60V
Maximum Candela At 90 Degrees Vertical	28.77 (0.5% Luminaire Lumens)
Maximum Candela from 80 to <90 Degrees Vertical	151.138 (2.6% Luminaire Lumens)
Cutoff Classification (deprecated)	N.A. (absolute)

**IES ROAD REPORT**  
**PHOTOMETRIC FILENAME : AX-40-30-5-D.IES**

**LUMINAIRE CLASSIFICATION SYSTEM (LCS)**

	Lumens	% Lamp	% Luminaire
FL - Front-Low (0-30)	250.7	N.A.	4.4
FM - Front-Medium (30-60)	1466.6	N.A.	25.5
FH - Front-High (60-80)	1110.4	N.A.	19.3
FVH - Front-Very High (80-90)	40.2	N.A.	0.7
BL - Back-Low (0-30)	250.7	N.A.	4.4
BM - Back-Medium (30-60)	1466.6	N.A.	25.5
BH - Back-High (60-80)	1110.4	N.A.	19.3
BVH - Back-Very High (80-90)	40.2	N.A.	0.7
UL - Uplight-Low (90-100)	15.5	N.A.	0.3
UH - Uplight-High (100-180)	5.2	N.A.	0.1
Total	5756.5	N.A.	100.0
BUG Rating	B3-U2-G1		

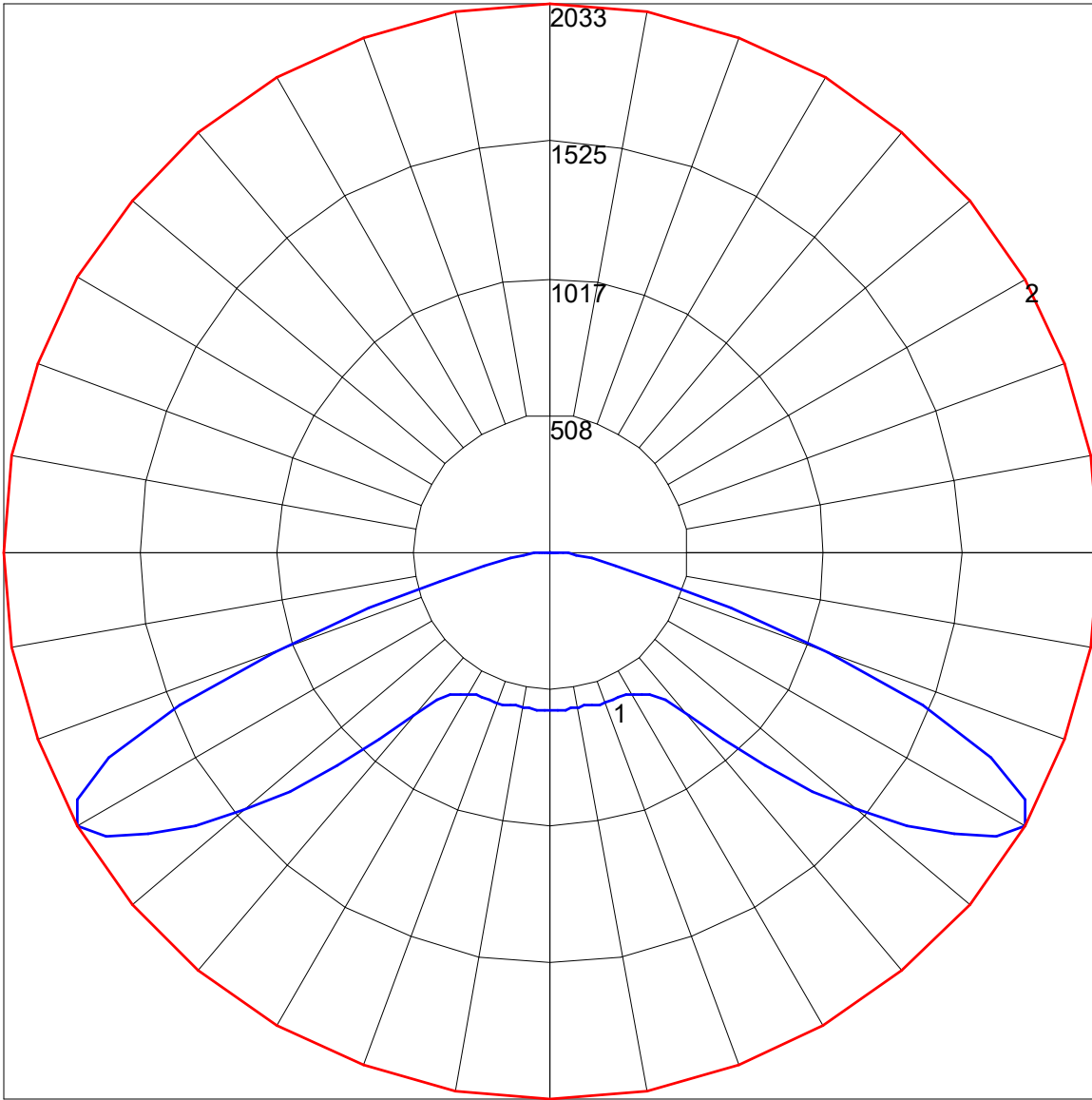
**COEFFICIENTS OF UTILIZATION**



**FLUX DISTRIBUTION**

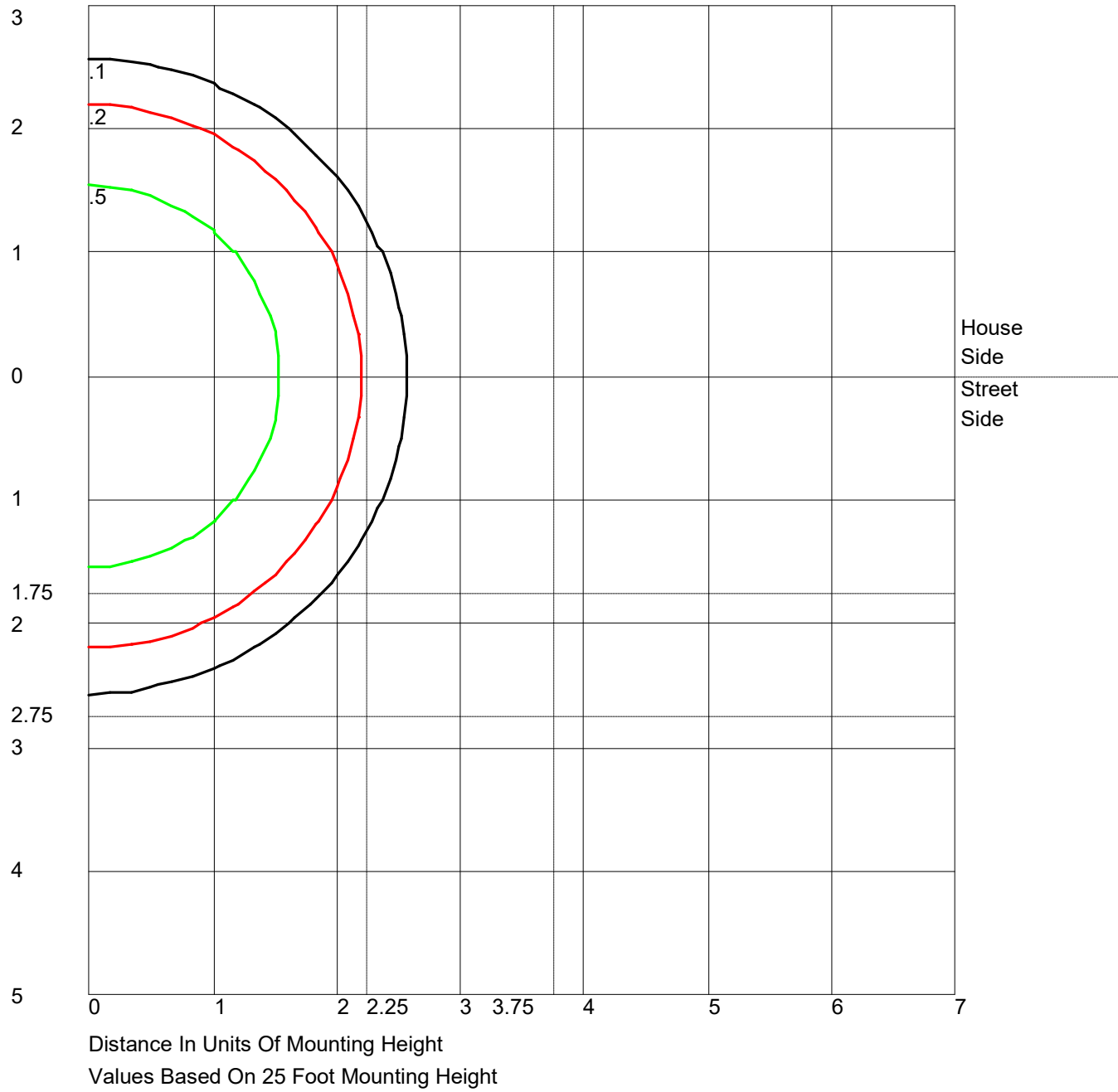
	Lumens	Percent Of Luminaire
Downward Street Side	2867.9	49.8
Downward House Side	2867.9	49.8
Downward Total	5735.8	99.6
Upward Street Side	10.3	0.2
Upward House Side	10.3	0.2
Upward Total	20.6	0.4
Total Flux	5756.4	100.0

POLAR GRAPH

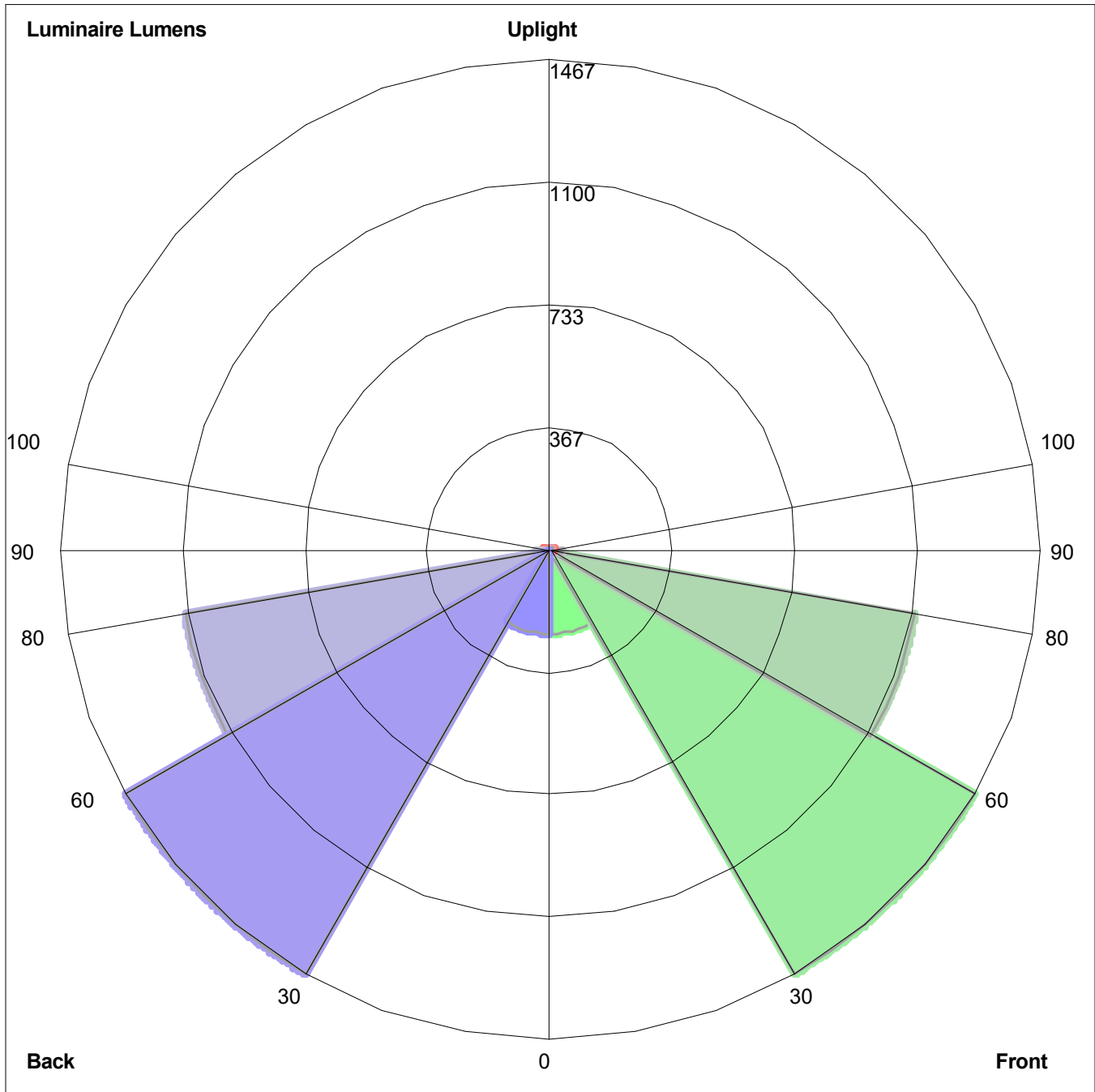


Maximum Candela = 2033.368 Located At Horizontal Angle = 0, Vertical Angle = 60  
# 1 - Vertical Plane Through Horizontal Angles (0 - 180) (Through Max. Cd.)  
# 2 - Horizontal Cone Through Vertical Angle (60) (Through Max. Cd.)

ISOFOOTCANDLE LINES OF HORIZONTAL ILLUMINANCE



LUMINAIRE CLASSIFICATION SYSTEM (LCS) GRAPH



Luminaire Lumens:  
Front: Low=250.7, Medium=1466.6, High=1110.4, Very High=40.2  
Back: Low=250.7, Medium=1466.6, High=1110.4, Very High=40.2  
Uplight: Low=15.5, High=5.2

BUG Rating : B3-U2-G1