



IES ROAD REPORT
PHOTOMETRIC FILENAME : AX-55-30-3-D.IES

DESCRIPTIVE INFORMATION (From Photometric File)

IESNA:LM-63-2002
[TEST] 12500748.06
[TESTLAB] UL Verification Services Inc.
[ISSUE DATE] 9/18/2018
[MANUFAC] Express Imaging Systems LLC dba Evluma
[LUMCAT] AX-55-30-3-D (Scaled from AX-70-50-3-D)
[LUMINAIRE] Gray metal housing, white plastic reflector and dome glass
[MORE] lens
[LAMP] One (1) white LED with optic below
[BALLAST] Internal
[OTHER] This test was performed using the calibrated photodetector met
[MORE] hod of absolute photometry.

CHARACTERISTICS

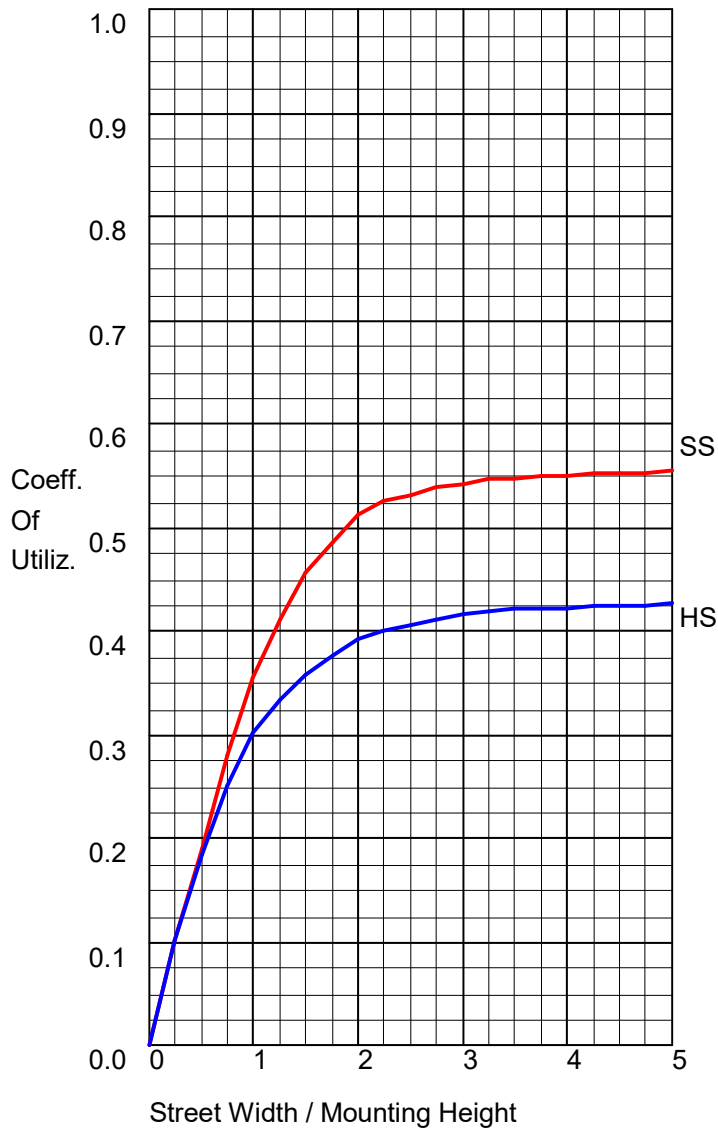
IES Classification	Type III
Longitudinal Classification	Short
Lumens Per Lamp	N.A. (absolute)
Total Lamp Lumens	N.A. (absolute)
Luminaire Lumens	7686
Downward Total Efficiency	N.A. (absolute)
Total Luminaire Efficiency	N.A. (absolute)
Luminaire Efficacy Rating (LER)	140
Total Luminaire Watts	55
Ballast Factor	1.00
Upward Waste Light Ratio	0.01
Maximum Candela	2857.888
Maximum Candela Angle	62.5H 65V
Maximum Candela (<90 Degrees Vertical)	2857.888
Maximum Candela Angle (<90 Degrees Vertical)	62.5H 65V
Maximum Candela At 90 Degrees Vertical	235.414 (3.1% Luminaire Lumens)
Maximum Candela from 80 to <90 Degrees Vertical	1248.358 (16.2% Luminaire Lumens)
Cutoff Classification (deprecated)	N.A. (absolute)

IES ROAD REPORT
PHOTOMETRIC FILENAME : AX-55-30-3-D.IES

LUMINAIRE CLASSIFICATION SYSTEM (LCS)

	Lumens	% Lamp	% Luminaire
FL - Front-Low (0-30)	633.4	N.A.	8.2
FM - Front-Medium (30-60)	1987.4	N.A.	25.9
FH - Front-High (60-80)	1530.7	N.A.	19.9
FVH - Front-Very High (80-90)	162.5	N.A.	2.1
BL - Back-Low (0-30)	681.4	N.A.	8.9
BM - Back-Medium (30-60)	1586.6	N.A.	20.6
BH - Back-High (60-80)	949.0	N.A.	12.3
BVH - Back-Very High (80-90)	110.0	N.A.	1.4
UL - Uplight-Low (90-100)	41.8	N.A.	0.5
UH - Uplight-High (100-180)	3.2	N.A.	0.0
Total	7686.0	N.A.	100.0
BUG Rating	B2-U2-G2		

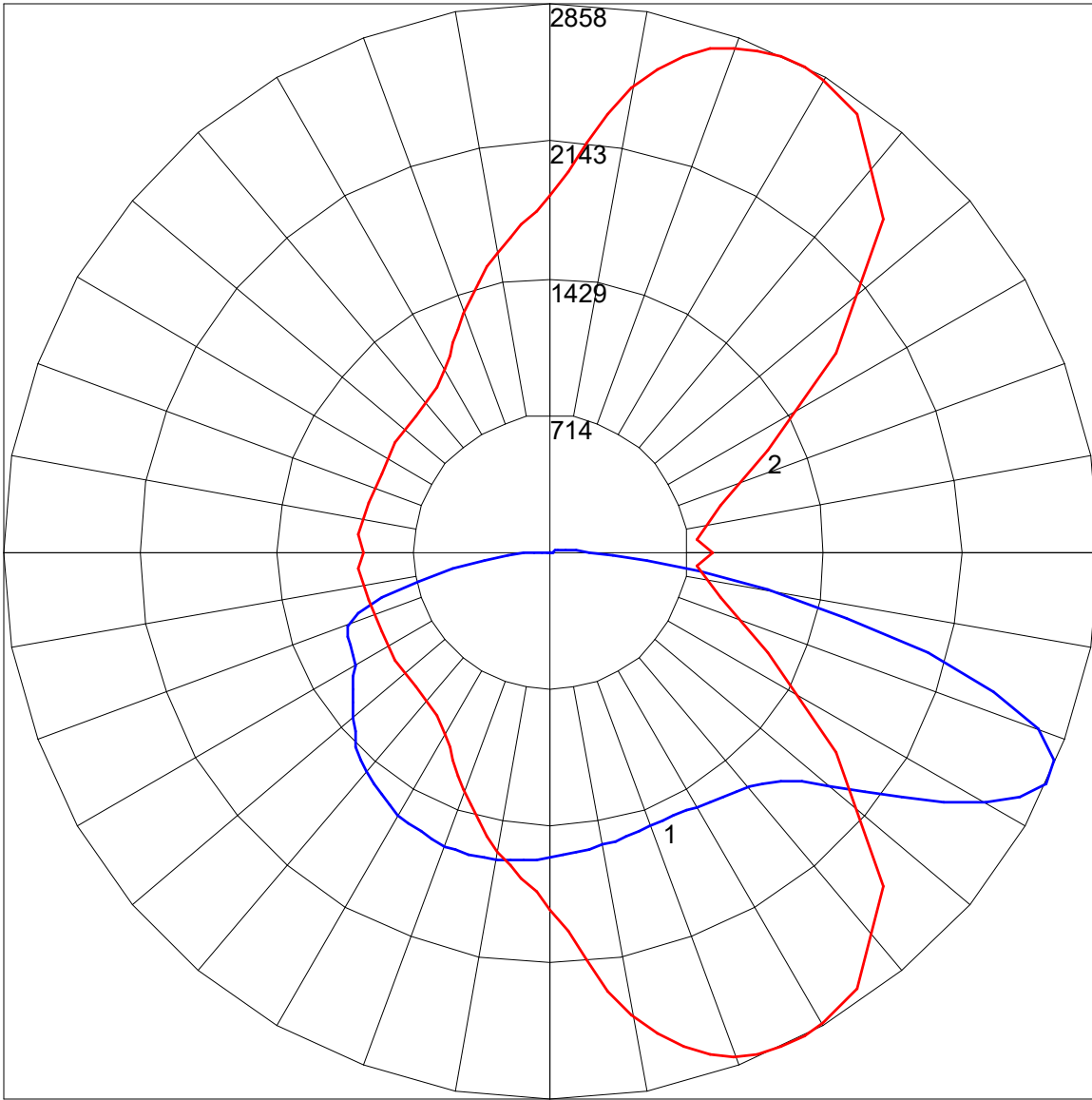
COEFFICIENTS OF UTILIZATION



FLUX DISTRIBUTION

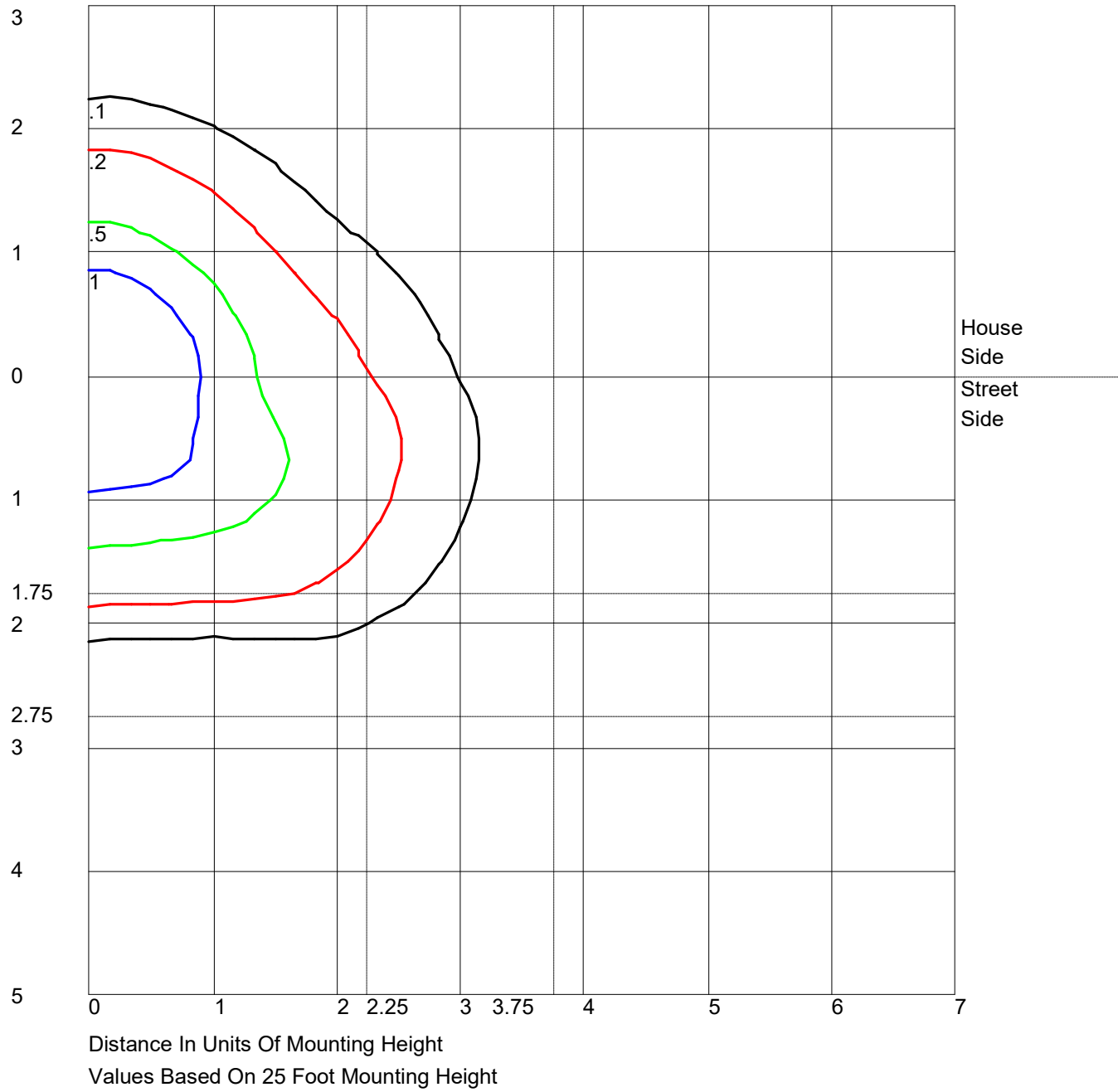
	Lumens	Percent Of Luminaire
Downward Street Side	4313.9	56.1
Downward House Side	3327.0	43.3
Downward Total	7640.9	99.4
Upward Street Side	28.5	0.4
Upward House Side	16.4	0.2
Upward Total	44.9	0.6
Total Flux	7685.8	100.0

POLAR GRAPH

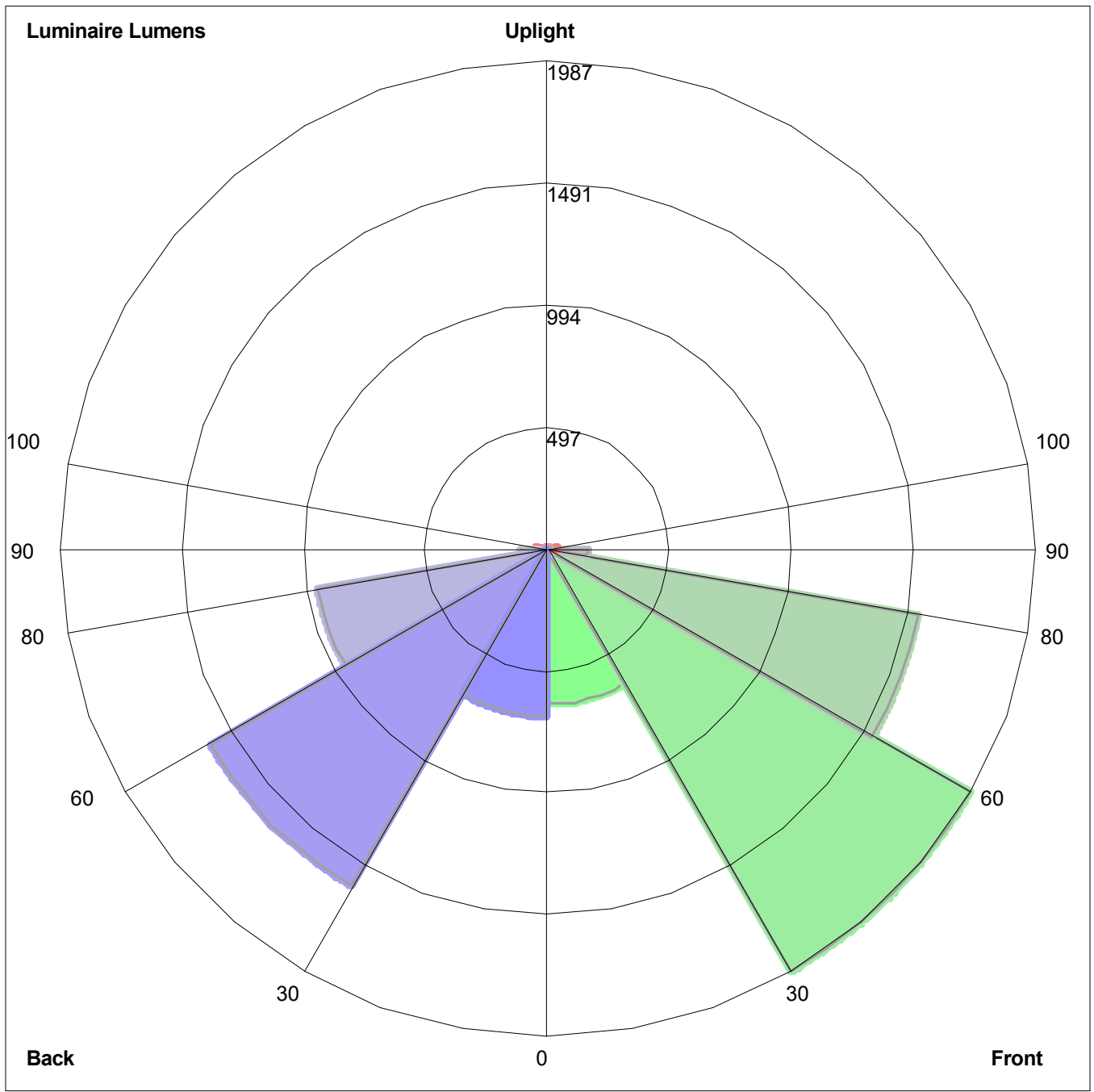


Maximum Candela = 2857.888 Located At Horizontal Angle = 62.5, Vertical Angle = 65
1 - Vertical Plane Through Horizontal Angles (62.5 - 242.5) (Through Max. Cd.)
2 - Horizontal Cone Through Vertical Angle (65) (Through Max. Cd.)

ISOFOOTCANDLE LINES OF HORIZONTAL ILLUMINANCE



LUMINAIRE CLASSIFICATION SYSTEM (LCS) GRAPH



Luminaire Lumens:
Front: Low=633.4, Medium=1987.4, High=1530.7, Very High=162.5
Back: Low=681.4, Medium=1586.6, High=949.0, Very High=110.0
Uplight: Low=41.8, High=3.2

BUG Rating : B2-U2-G2