



**IES ROAD REPORT**  
**PHOTOMETRIC FILENAME : AX-55-40-3-C.IES**

**DESCRIPTIVE INFORMATION (From Photometric File)**

IESNA:LM-63-2002  
[TEST] 12698747.02A  
[TESTLAB] UL Verification Services Inc.  
[ISSUE DATE] 1/22/2019  
[MANUFAC] Express Imaging Systems LLC dba Evluma  
[LUMCAT] AX-55-40-3-C (Scaled from AX-70-50-3-C)  
[LUMINAIRE] Gray metal housing, white plastic reflector and cutoff gla  
[MORE] ss lens  
[LAMP] One (1) white LED with optic below  
[BALLAST] Internal  
[OTHER] This test was performed using the calibrated photodetector met  
[MORE] hod of absolute photometry.

**CHARACTERISTICS**

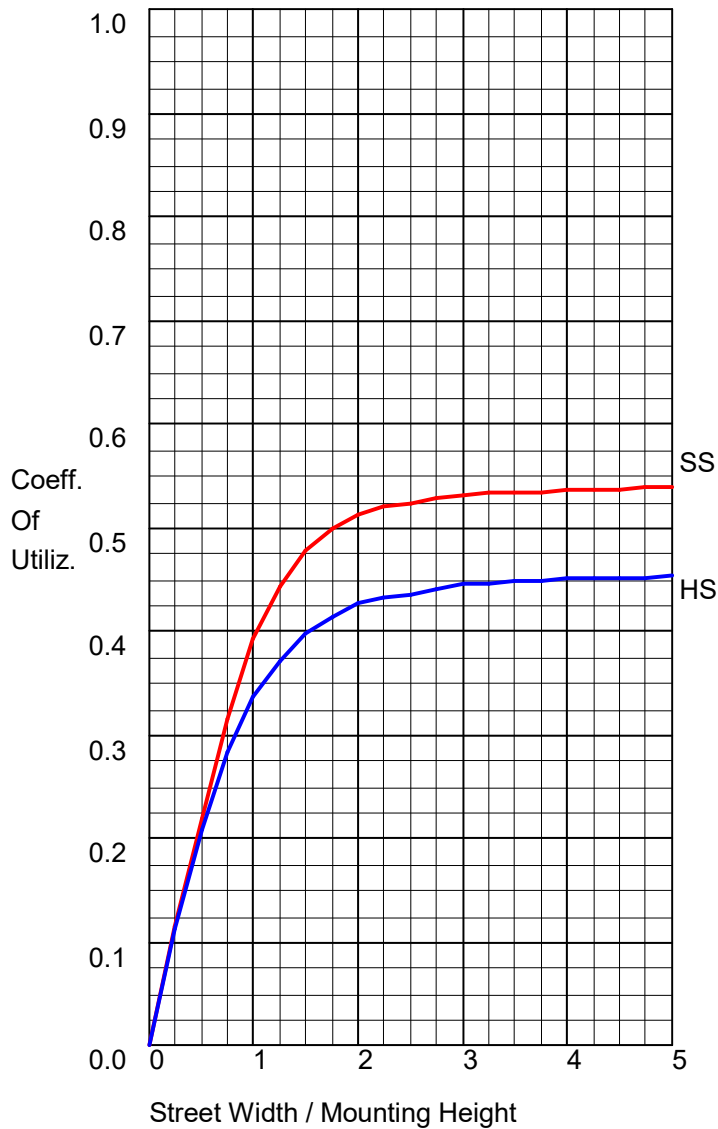
IES Classification	Type II
Longitudinal Classification	Short
Lumens Per Lamp	N.A. (absolute)
Total Lamp Lumens	N.A. (absolute)
Luminaire Lumens	7864
Downward Total Efficiency	N.A. (absolute)
Total Luminaire Efficiency	N.A. (absolute)
Luminaire Efficacy Rating (LER)	143
Total Luminaire Watts	55
Ballast Factor	1.00
Upward Waste Light Ratio	0.00
Maximum Candela	2812.797
Maximum Candela Angle	62.5H 57.5V
Maximum Candela (<90 Degrees Vertical)	2812.797
Maximum Candela Angle (<90 Degrees Vertical)	62.5H 57.5V
Maximum Candela At 90 Degrees Vertical	0 (0.0% Luminaire Lumens)
Maximum Candela from 80 to <90 Degrees Vertical	455.37 (5.8% Luminaire Lumens)
Cutoff Classification (deprecated)	N.A. (absolute)

**IES ROAD REPORT**  
**PHOTOMETRIC FILENAME : AX-55-40-3-C.IES**

**LUMINAIRE CLASSIFICATION SYSTEM (LCS)**

	Lumens	% Lamp	% Luminaire
FL - Front-Low (0-30)	775.2	N.A.	9.9
FM - Front-Medium (30-60)	2355.9	N.A.	30.0
FH - Front-High (60-80)	1072.4	N.A.	13.6
FVH - Front-Very High (80-90)	62.3	N.A.	0.8
BL - Back-Low (0-30)	815.6	N.A.	10.4
BM - Back-Medium (30-60)	1913.8	N.A.	24.3
BH - Back-High (60-80)	809.2	N.A.	10.3
BVH - Back-Very High (80-90)	59.8	N.A.	0.8
UL - Uplight-Low (90-100)	0.0	N.A.	0.0
UH - Uplight-High (100-180)	0.0	N.A.	0.0
Total	7864.2	N.A.	100.0
BUG Rating	B2-U0-G2		

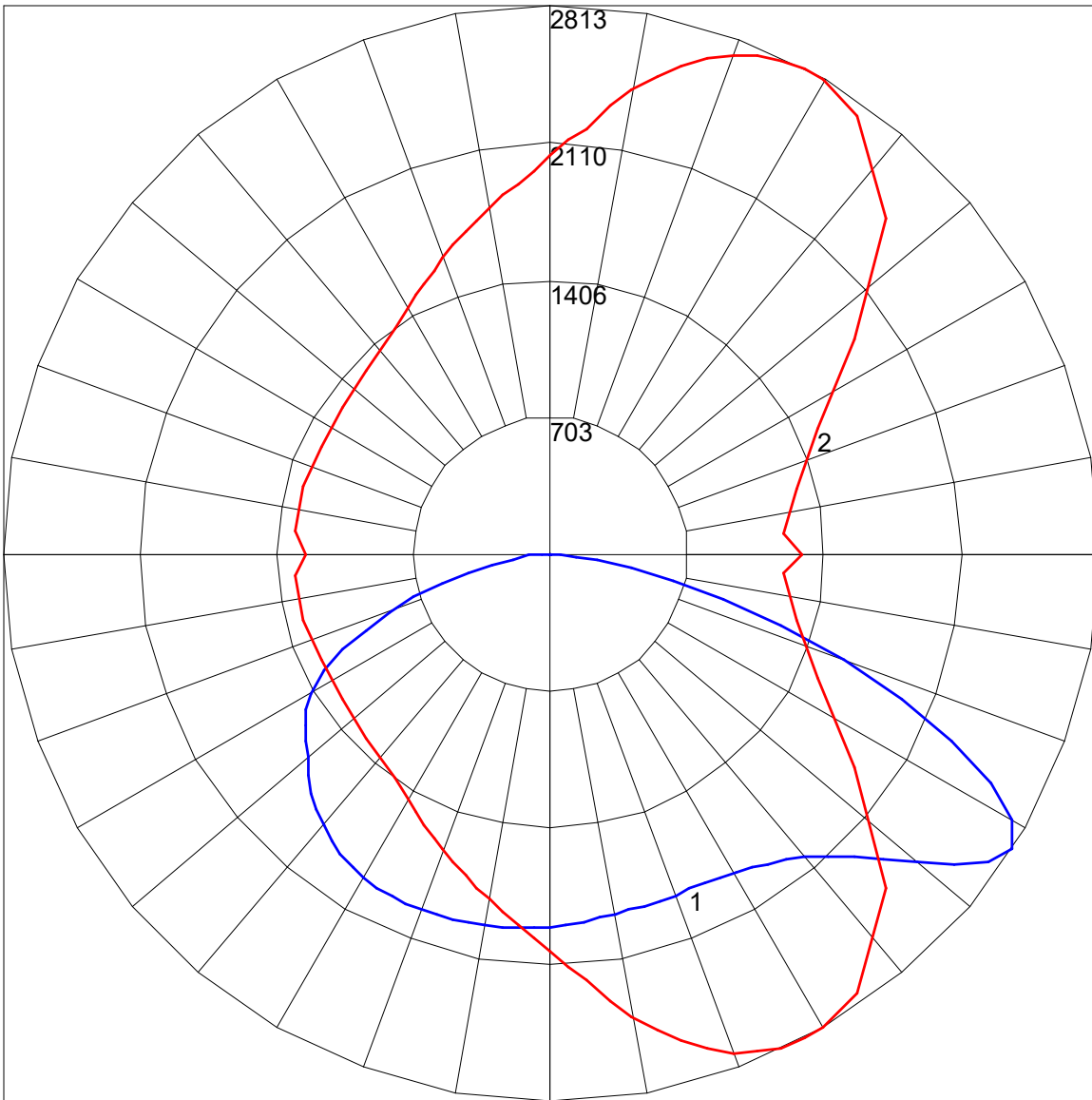
**COEFFICIENTS OF UTILIZATION**



**FLUX DISTRIBUTION**

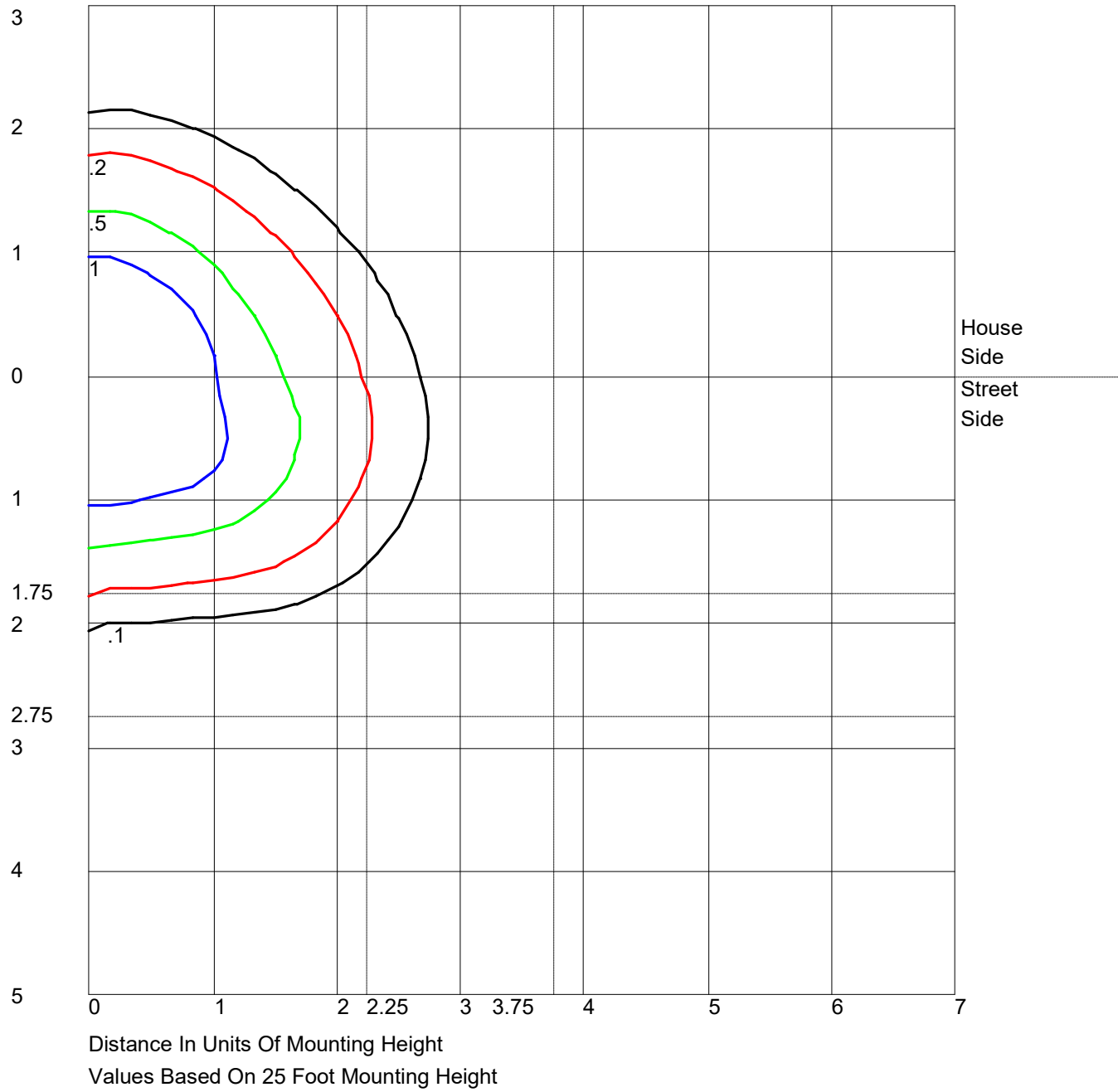
	Lumens	Percent Of Luminaire
Downward Street Side	4265.8	54.2
Downward House Side	3598.5	45.8
Downward Total	7864.3	100.0
Upward Street Side	0.0	0.0
Upward House Side	0.0	0.0
Upward Total	0.0	0.0
Total Flux	7864.3	100.0

POLAR GRAPH

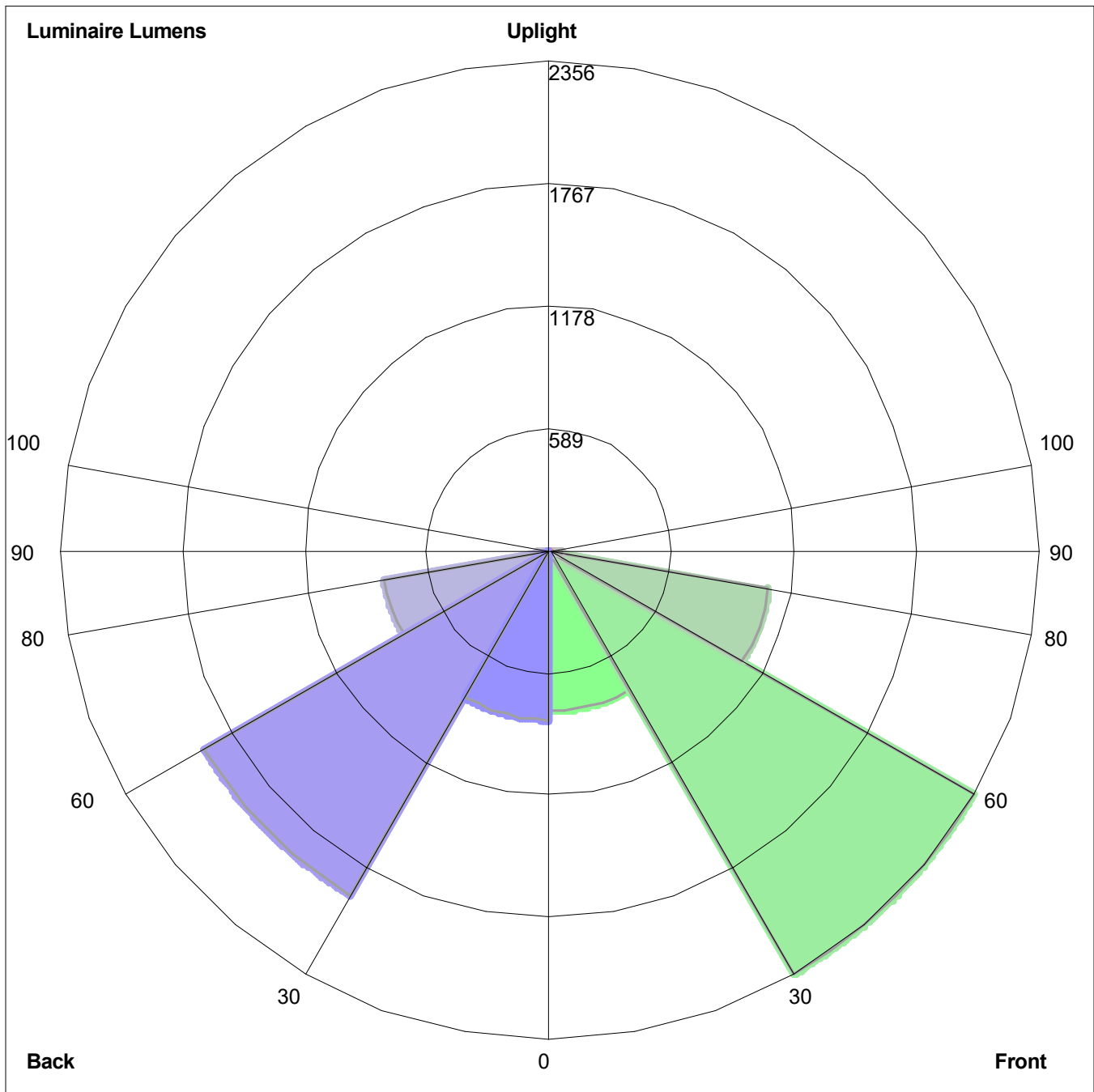


Maximum Candela = 2812.797 Located At Horizontal Angle = 62.5, Vertical Angle = 57.5  
# 1 - Vertical Plane Through Horizontal Angles (62.5 - 242.5) (Through Max. Cd.)  
# 2 - Horizontal Cone Through Vertical Angle (57.5) (Through Max. Cd.)

ISOFOOTCANDLE LINES OF HORIZONTAL ILLUMINANCE



LUMINAIRE CLASSIFICATION SYSTEM (LCS) GRAPH



Luminaire Lumens:  
 Front: Low=775.2, Medium=2355.9, High=1072.4, Very High=62.3  
 Back: Low=815.6, Medium=1913.8, High=809.2, Very High=59.8  
 Uplight: Low=0.0, High=0.0

BUG Rating : B2-U0-G2