



IES ROAD REPORT
PHOTOMETRIC FILENAME : AX-55-40-3-D.IES

DESCRIPTIVE INFORMATION (From Photometric File)

IESNA:LM-63-2002
[TEST] 12500748.06
[TESTLAB] UL Verification Services Inc.
[ISSUE DATE] 9/18/2018
[MANUFAC] Express Imaging Systems LLC dba Evluma
[LUMCAT] AX-55-40-3-D (Scaled from AX-70-50-3-D)
[LUMINAIRE] Gray metal housing, white plastic reflector and dome glass
[MORE] lens
[LAMP] One (1) white LED with optic below
[BALLAST] Internal
[OTHER] This test was performed using the calibrated photodetector met
[MORE] hod of absolute photometry.

CHARACTERISTICS

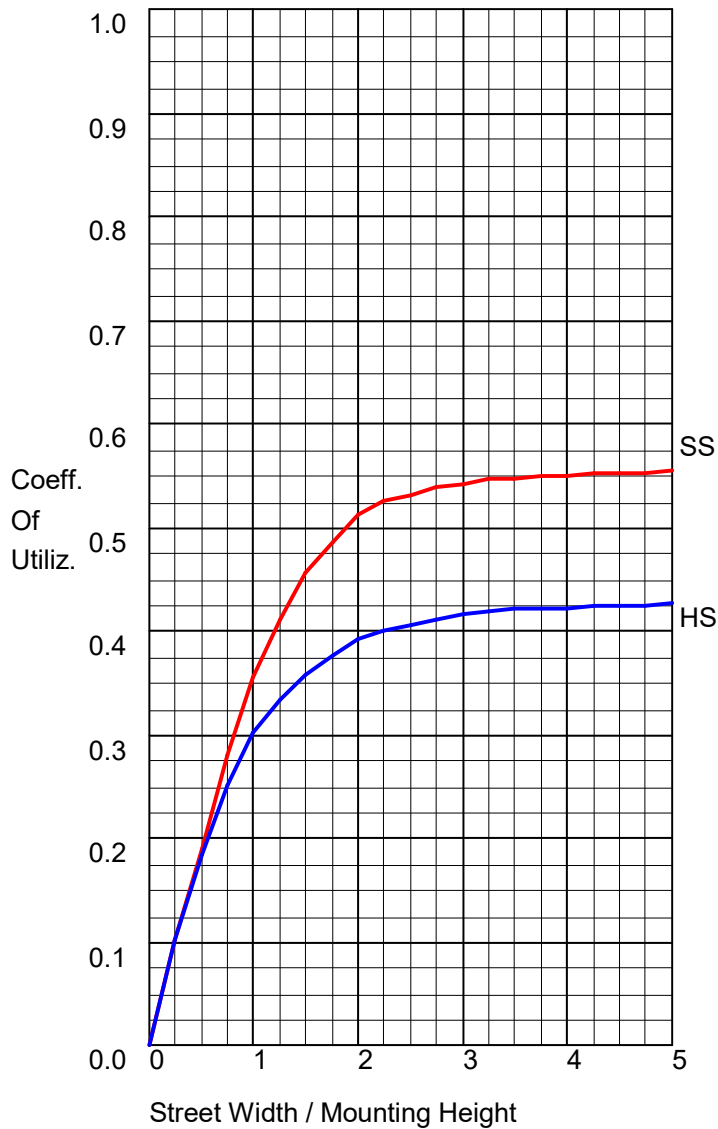
IES Classification	Type III
Longitudinal Classification	Short
Lumens Per Lamp	N.A. (absolute)
Total Lamp Lumens	N.A. (absolute)
Luminaire Lumens	7955
Downward Total Efficiency	N.A. (absolute)
Total Luminaire Efficiency	N.A. (absolute)
Luminaire Efficacy Rating (LER)	145
Total Luminaire Watts	55
Ballast Factor	1.00
Upward Waste Light Ratio	0.01
Maximum Candela	2957.789
Maximum Candela Angle	62.5H 65V
Maximum Candela (<90 Degrees Vertical)	2957.789
Maximum Candela Angle (<90 Degrees Vertical)	62.5H 65V
Maximum Candela At 90 Degrees Vertical	243.643 (3.1% Luminaire Lumens)
Maximum Candela from 80 to <90 Degrees Vertical	1291.996 (16.2% Luminaire Lumens)
Cutoff Classification (deprecated)	N.A. (absolute)

IES ROAD REPORT
PHOTOMETRIC FILENAME : AX-55-40-3-D.IES

LUMINAIRE CLASSIFICATION SYSTEM (LCS)

	Lumens	% Lamp	% Luminaire
FL - Front-Low (0-30)	655.5	N.A.	8.2
FM - Front-Medium (30-60)	2056.9	N.A.	25.9
FH - Front-High (60-80)	1584.2	N.A.	19.9
FVH - Front-Very High (80-90)	168.1	N.A.	2.1
BL - Back-Low (0-30)	705.2	N.A.	8.9
BM - Back-Medium (30-60)	1642.0	N.A.	20.6
BH - Back-High (60-80)	982.2	N.A.	12.3
BVH - Back-Very High (80-90)	113.8	N.A.	1.4
UL - Uplight-Low (90-100)	43.2	N.A.	0.5
UH - Uplight-High (100-180)	3.3	N.A.	0.0
Total	7954.4	N.A.	100.0
BUG Rating	B2-U2-G2		

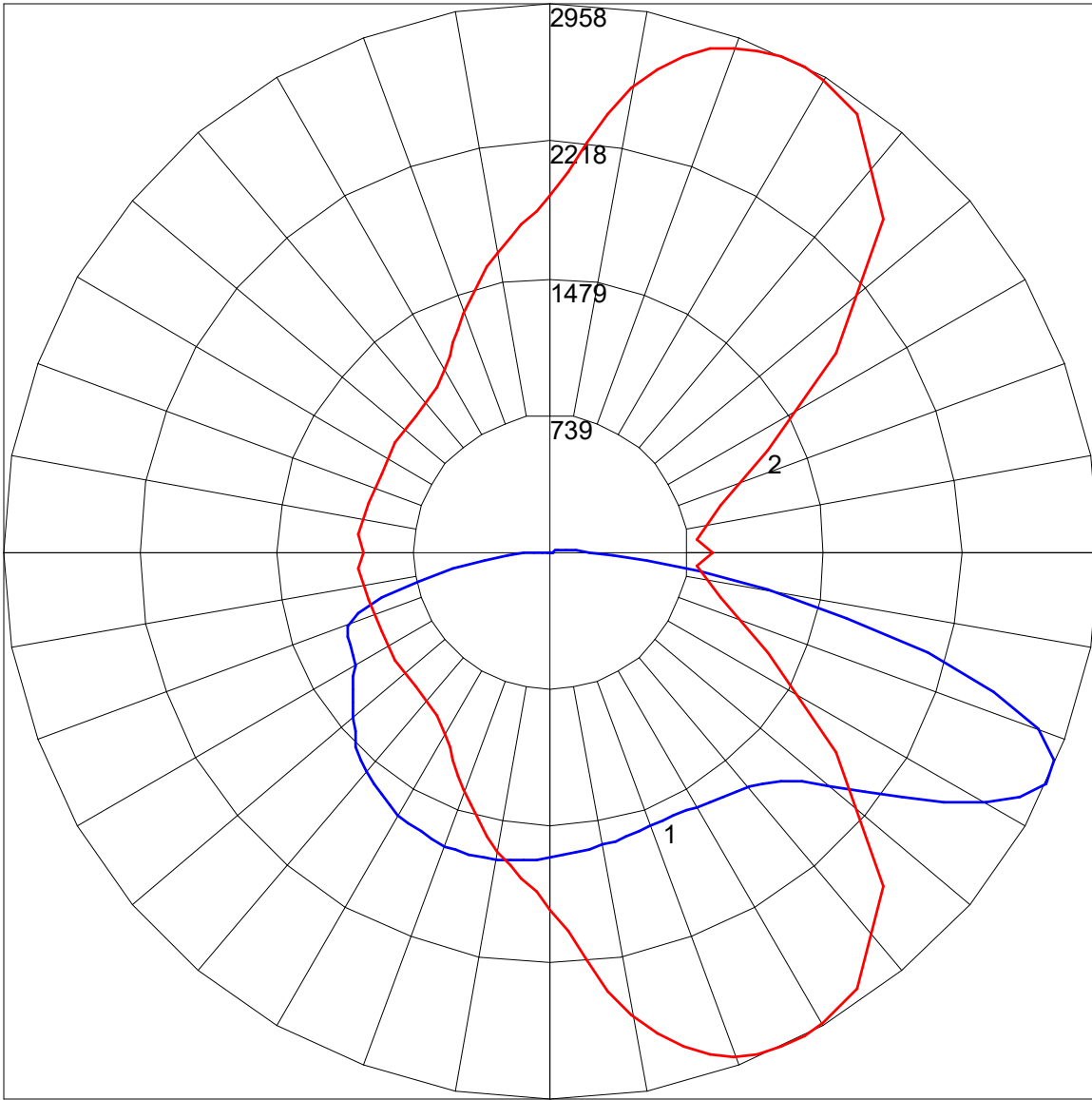
COEFFICIENTS OF UTILIZATION



FLUX DISTRIBUTION

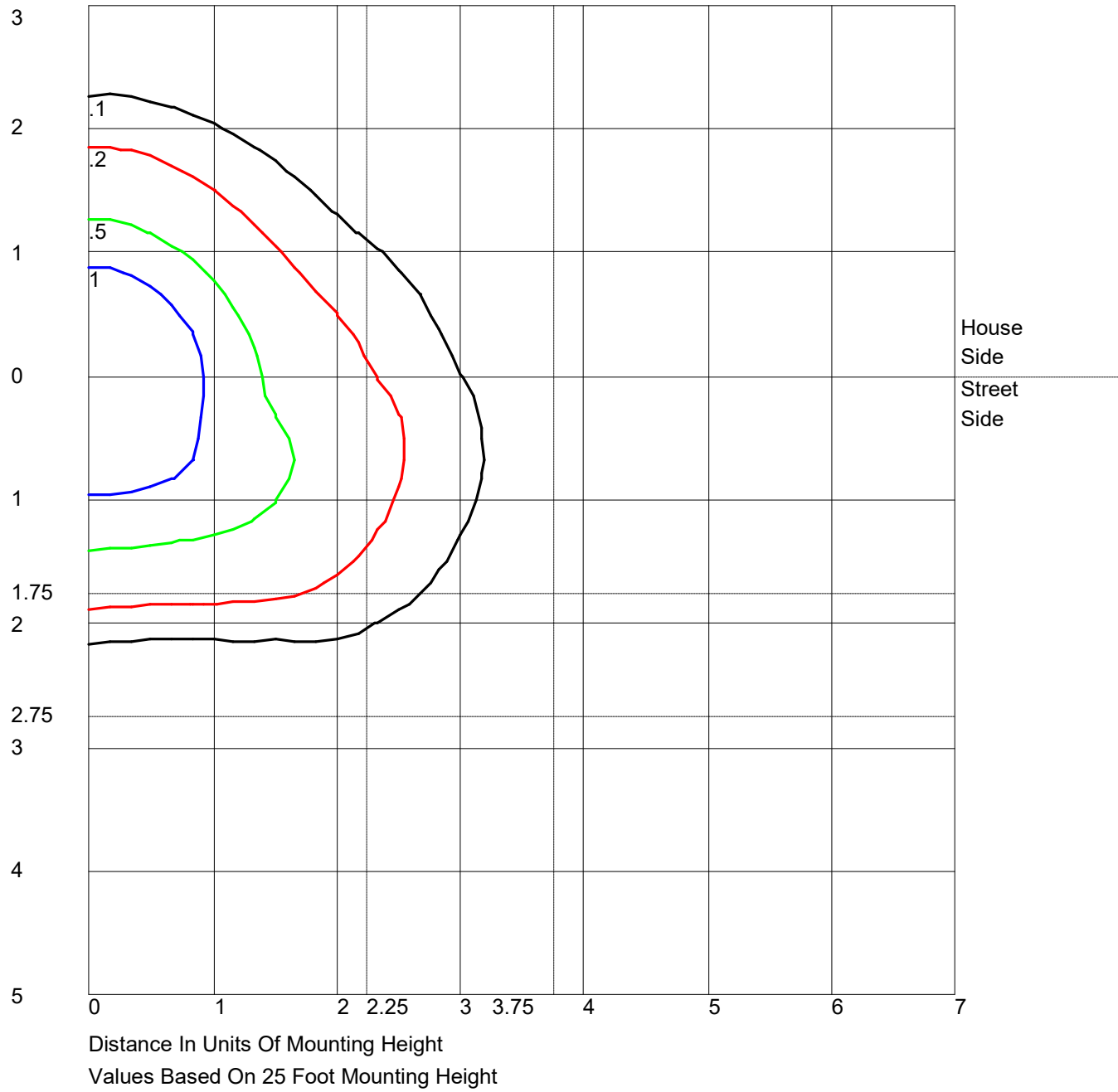
	Lumens	Percent Of Luminaire
Downward Street Side	4464.7	56.1
Downward House Side	3443.3	43.3
Downward Total	7908.0	99.4
Upward Street Side	29.5	0.4
Upward House Side	17.0	0.2
Upward Total	46.5	0.6
Total Flux	7954.5	100.0

POLAR GRAPH

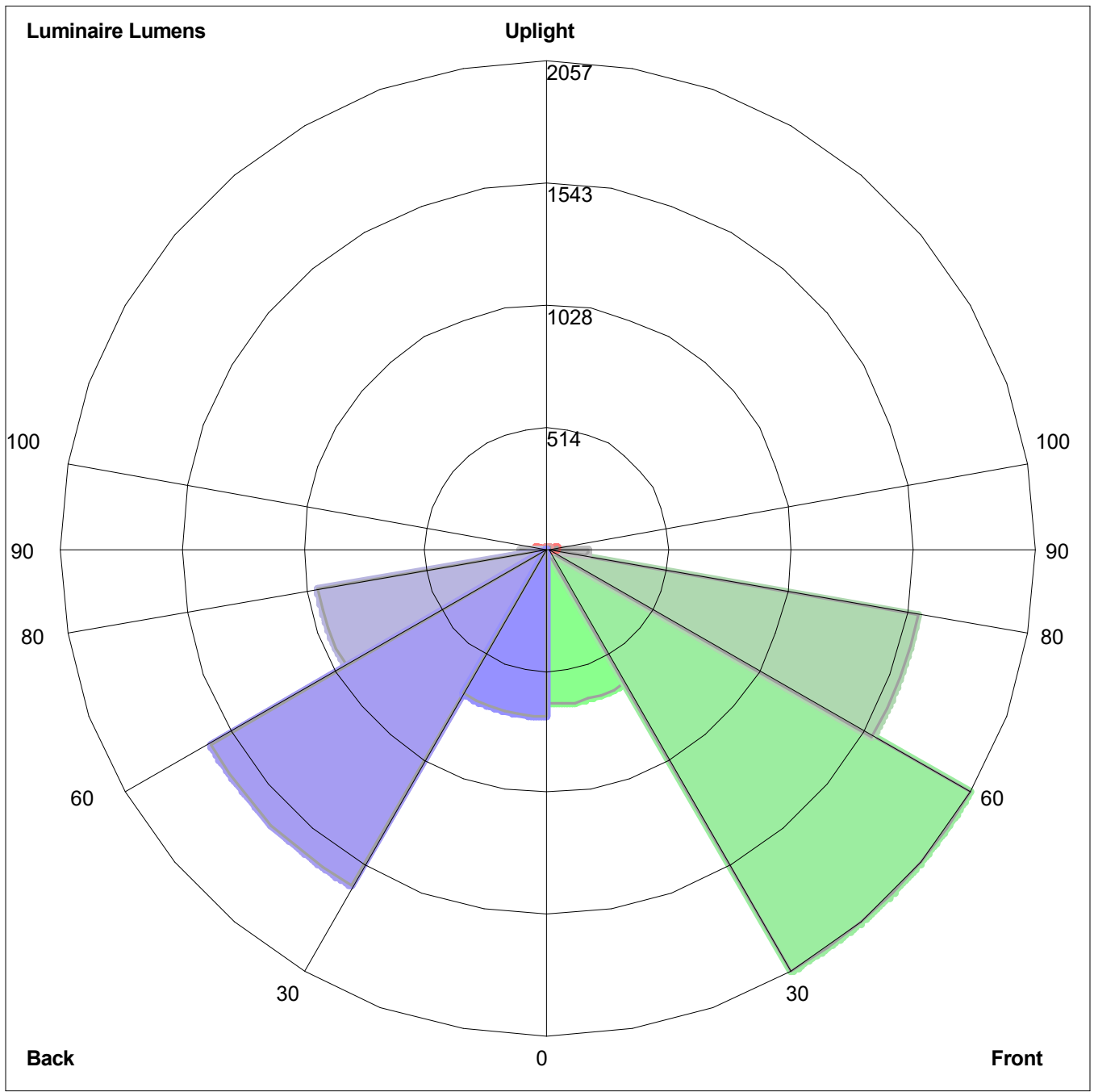


Maximum Candela = 2957.789 Located At Horizontal Angle = 62.5, Vertical Angle = 65
1 - Vertical Plane Through Horizontal Angles (62.5 - 242.5) (Through Max. Cd.)
2 - Horizontal Cone Through Vertical Angle (65) (Through Max. Cd.)

ISOFOOTCANDLE LINES OF HORIZONTAL ILLUMINANCE



LUMINAIRE CLASSIFICATION SYSTEM (LCS) GRAPH



Luminaire Lumens:
Front: Low=655.5, Medium=2056.9, High=1584.2, Very High=168.1
Back: Low=705.2, Medium= 1642.0, High=982.2, Very High=113.8
Uplight: Low=43.2, High=3.3

BUG Rating : B2-U2-G2