



IES ROAD REPORT
PHOTOMETRIC FILENAME : AX-80-30-5-C.IES

DESCRIPTIVE INFORMATION (From Photometric File)

IESNA:LM-63-2002
[TEST] 12652884.01
[TESTLAB] UL Verification Services Inc.
[ISSUE DATE] 12/28/2018
[MANUFAC] Express Imaging Systems LLC dba Evluma
[LUMCAT] AX-80-30-5-C (Scaled from AX-100-27-5-C)
[LUMINAIRE] Gray metal housing, white plastic reflector and dome glass
[MORE] lens
[LAMP] One (1) white LED with optic below
[BALLAST] Internal
[OTHER] This test was performed using the calibrated photodetector met
[MORE] hod of absolute photometry.

CHARACTERISTICS

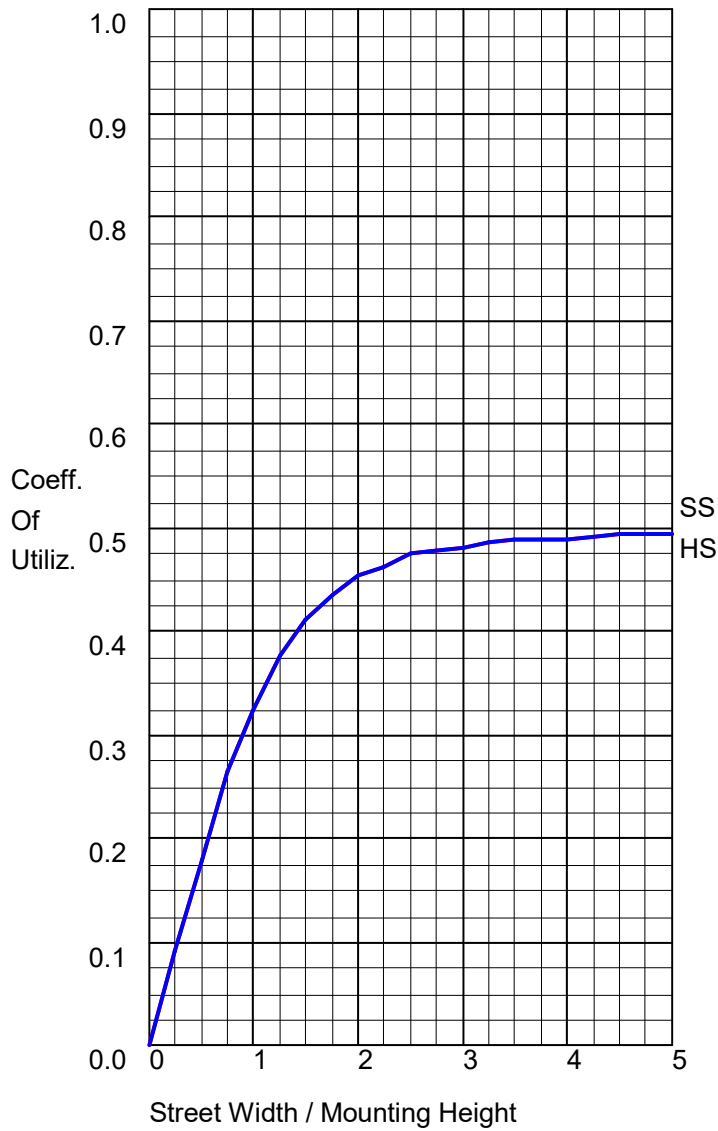
IES Classification	Type VS
Longitudinal Classification	Short
Lumens Per Lamp	N.A. (absolute)
Total Lamp Lumens	N.A. (absolute)
Luminaire Lumens	9870
Downward Total Efficiency	N.A. (absolute)
Total Luminaire Efficiency	N.A. (absolute)
Luminaire Efficacy Rating (LER)	123
Total Luminaire Watts	80
Ballast Factor	1.00
Upward Waste Light Ratio	0.00
Maximum Candela	2887.402
Maximum Candela Angle	65H 50V
Maximum Candela (<90 Degrees Vertical)	2887.402
Maximum Candela Angle (<90 Degrees Vertical)	65H 50V
Maximum Candela At 90 Degrees Vertical	0 (0.0% Luminaire Lumens)
Maximum Candela from 80 to <90 Degrees Vertical	332.183 (3.4% Luminaire Lumens)
Cutoff Classification (deprecated)	N.A. (absolute)

IES ROAD REPORT
PHOTOMETRIC FILENAME : AX-80-30-5-C.IES

LUMINAIRE CLASSIFICATION SYSTEM (LCS)

	Lumens	% Lamp	% Luminaire
FL - Front-Low (0-30)	676.4	N.A.	6.9
FM - Front-Medium (30-60)	2954.1	N.A.	29.9
FH - Front-High (60-80)	1229.6	N.A.	12.5
FVH - Front-Very High (80-90)	75.0	N.A.	0.8
BL - Back-Low (0-30)	676.4	N.A.	6.9
BM - Back-Medium (30-60)	2954.1	N.A.	29.9
BH - Back-High (60-80)	1229.6	N.A.	12.5
BVH - Back-Very High (80-90)	75.0	N.A.	0.8
UL - Uplight-Low (90-100)	0.0	N.A.	0.0
UH - Uplight-High (100-180)	0.0	N.A.	0.0
Total	9870.2	N.A.	100.0
BUG Rating	B3-U0-G1		

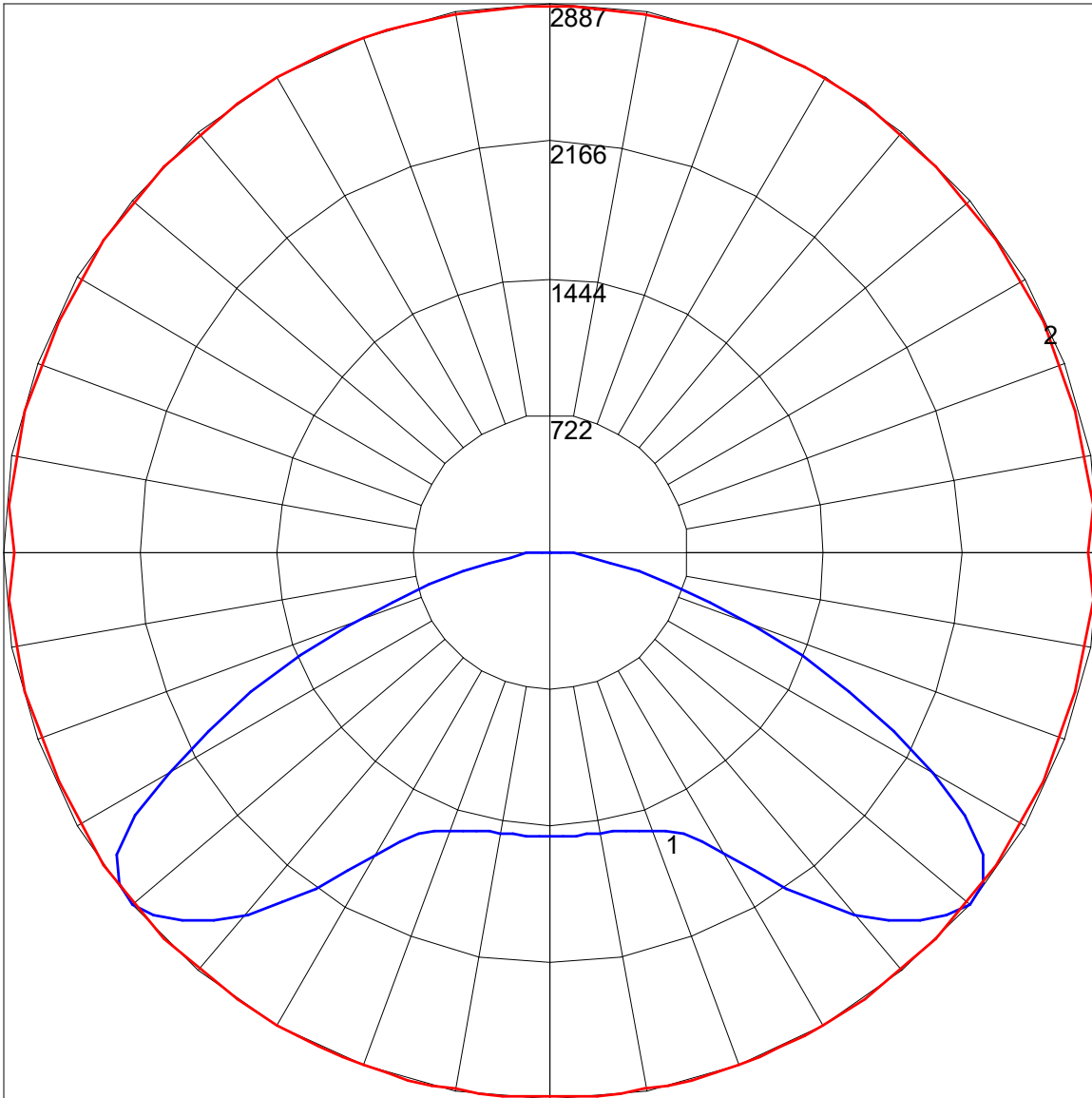
COEFFICIENTS OF UTILIZATION



FLUX DISTRIBUTION

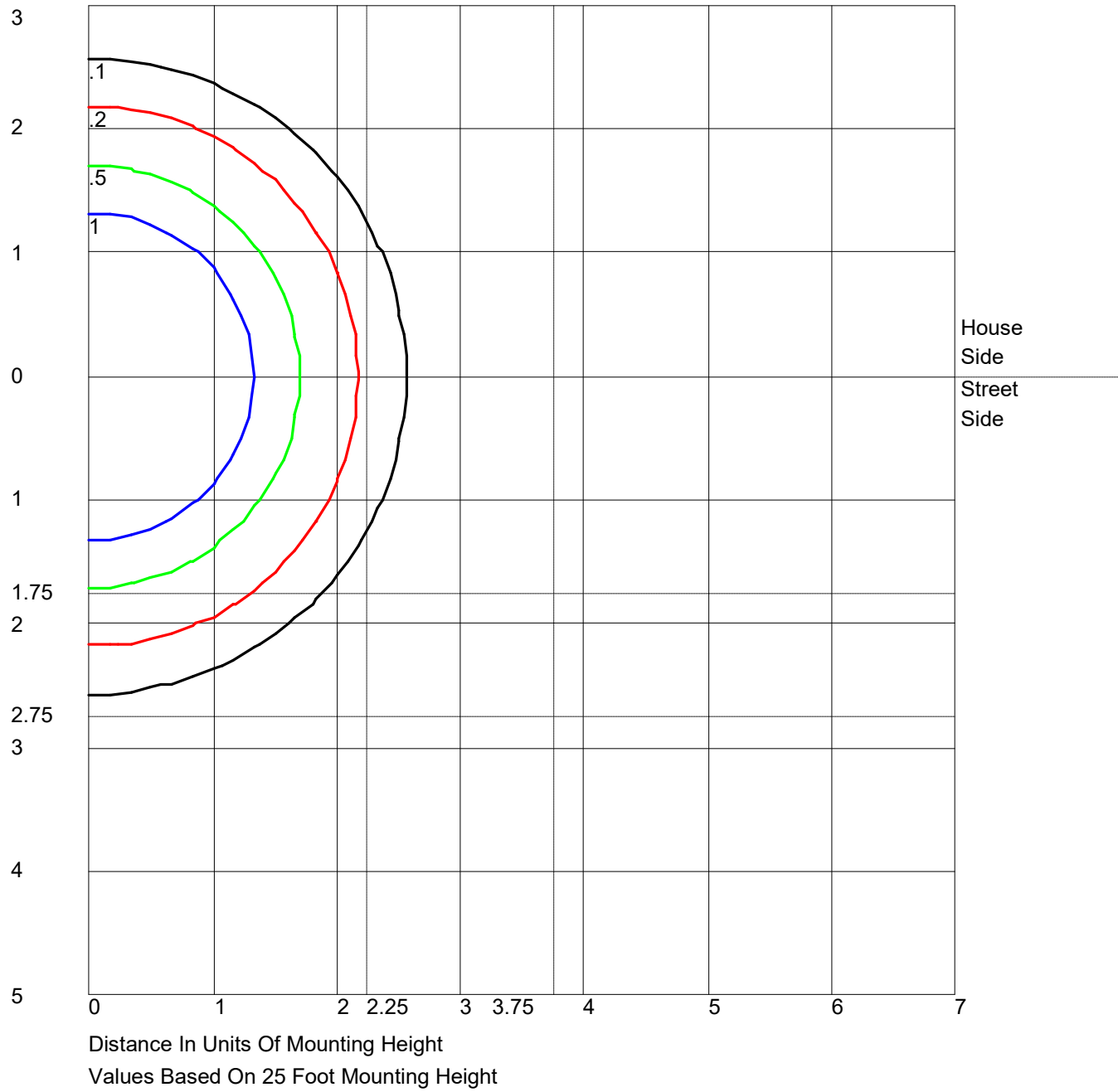
	Lumens	Percent Of Luminaire
Downward Street Side	4935.1	50.0
Downward House Side	4935.1	50.0
Downward Total	9870.2	100.0
Upward Street Side	0.0	0.0
Upward House Side	0.0	0.0
Upward Total	0.0	0.0
Total Flux	9870.2	100.0

POLAR GRAPH

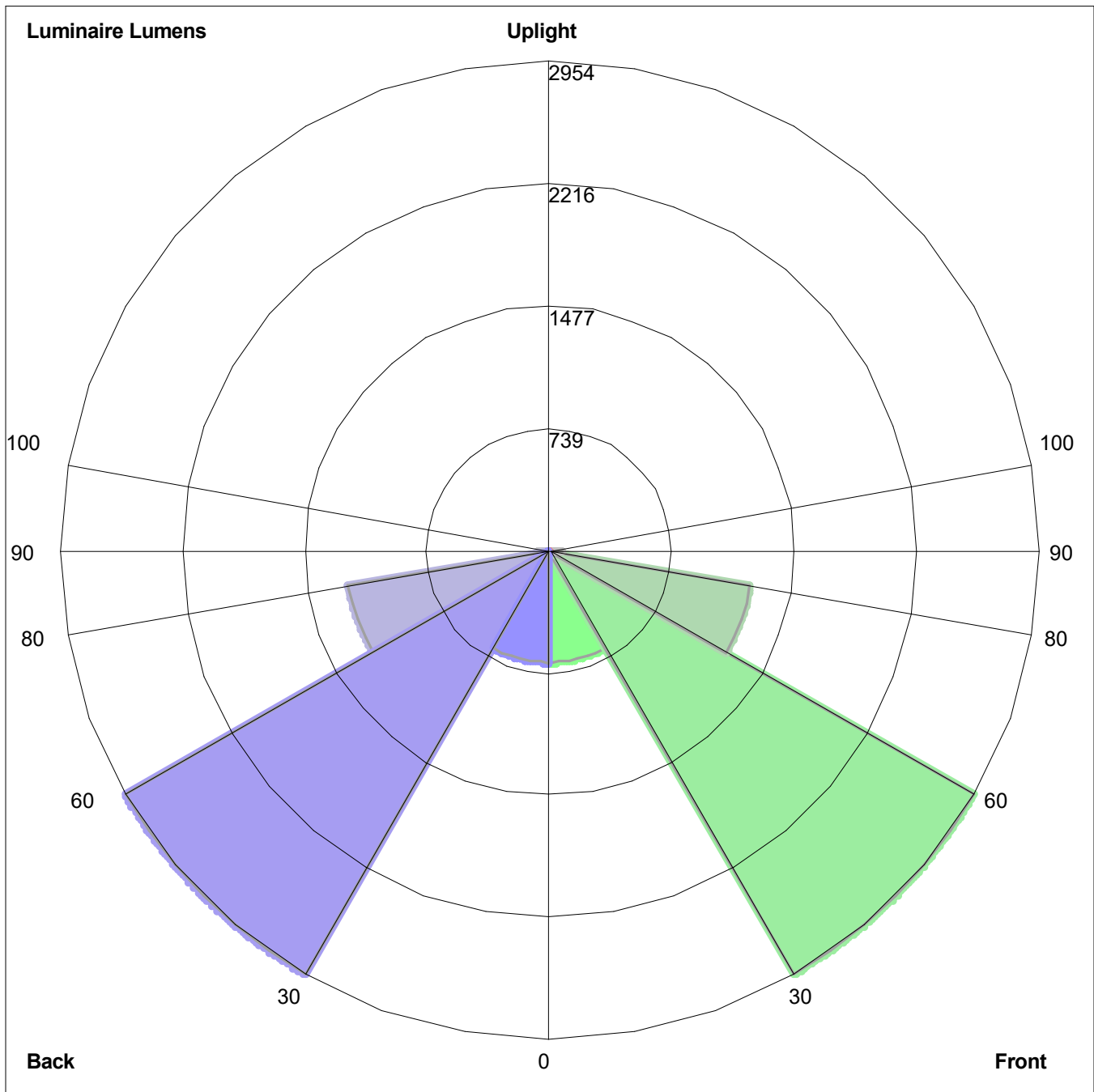


Maximum Candela = 2887.402 Located At Horizontal Angle = 65, Vertical Angle = 50
1 - Vertical Plane Through Horizontal Angles (65 - 245) (Through Max. Cd.)
2 - Horizontal Cone Through Vertical Angle (50) (Through Max. Cd.)

ISOFOOTCANDLE LINES OF HORIZONTAL ILLUMINANCE



LUMINAIRE CLASSIFICATION SYSTEM (LCS) GRAPH



Luminaire Lumens:
Front: Low=676.4, Medium=2954.1, High=1229.6, Very High=75.0
Back: Low=676.4, Medium=2954.1, High=1229.6, Very High=75.0
Uplight: Low=0.0, High=0.0

BUG Rating : B3-U0-G1