



UL LLC
1075 W Lambert Rd Suite B
Brea, CA 92821

Outdoor Distribution Test Report

Relevant Standards
IES LM-79-2008, ANSI C82.77-2002

Prepared For
Express Imaging Systems LLC dba Evluma

Blake Coudriet
3600 Lind Ave SW Suite 140
Renton, WA 98057
United States

Catalog Number
AX-80-50-5-D-BH

Order Number
12531664
Test Number
12531664.06

Test Date

2018-12-03

Prepared By

Luis Torres, Technician

Approved By

Eric Gaudreau, Engineering Leader

The results contained in this report pertain only to the tested sample.
This report shall not be reproduced, except in full, without written approval of Underwriters Laboratories.
This report must not be used by the client to claim product certification, approval, or endorsement by
NVLAP, NIST, or any agency of the Federal Government.



Luminaire Description: Gray metal housing, white plastic reflector and dome glass lens
Lamp: One (1) white LED with optic below
Mounting: Pole/Arm

Luminaire



Luminaire Characteristics

Luminous Length: 11.00 in.
Luminous Width: 11.00 in.
Luminous Height: 1.25 in.

Summary of Results

Roadway Classification: Type V, Short
Cutoff Classification: Cutoff
BUG Rating: B3 U2 G2

Test Conditions

Test Temperature: 24.6 °C
Voltage: 120.0 VAC
Current: 0.6486 A
Power: 77.45 W
Power Factor: 0.995
Frequency: 60 Hz
Current THD: 9.58 %

Tested in 30 planes left side, 30 planes right side, left and right averaged
Vertical test increments are 2.5 degrees
Test distance exceeds five times the greatest luminous opening of luminaire

Laboratory results may not be representative of field performance
Ballast factors have not been applied



Distribution - Goniophotometer

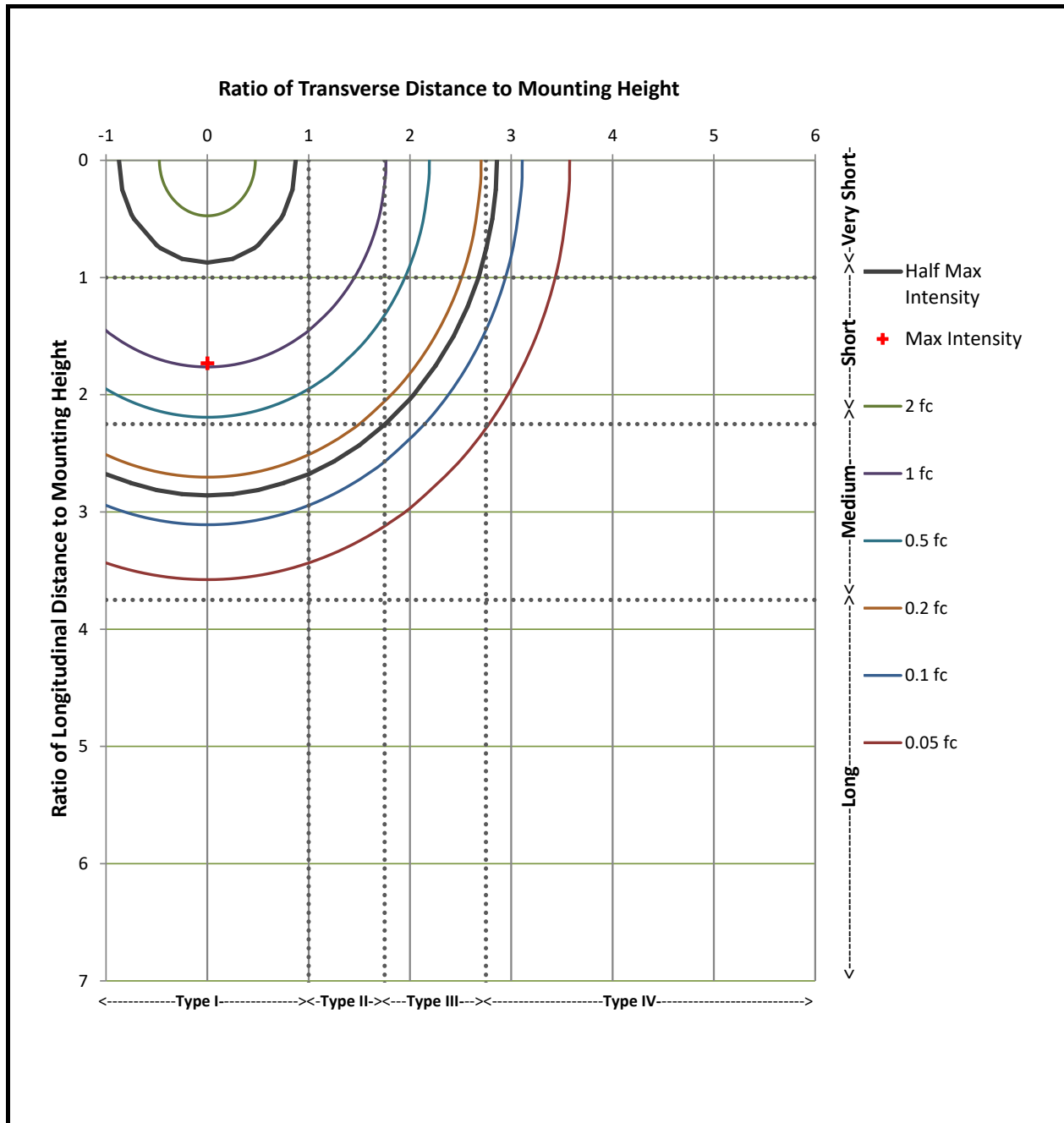
Distribution Test Conditions

Temperature	Voltage	Current	Power	Power Factor	Frequency	Current THD
24.6 °C	120.0 VAC	0.6486 A	77.45 W	0.995	60 Hz	9.58 %

Summary of Results

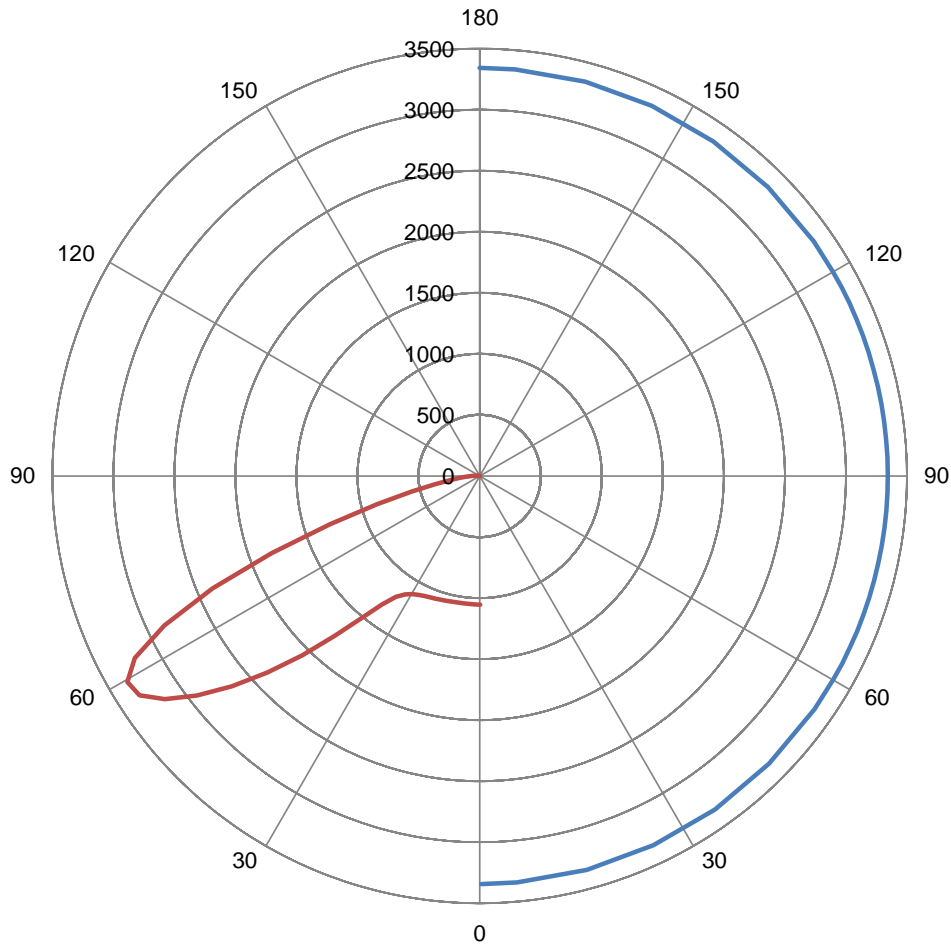
IES Roadway Classification:	Type V, Short	Total Lumen Output:	10068 Lumens
Cutoff Classification	Cutoff	Luminaire Efficacy:	130.0 lm/w
BUG Rating:	B3 U2 G2	Maximum Candela:	3343 Candela

ISO FootCandle Plot at 20 Feet





Maximum Plane and Cone Plots of Candela



Vertical Plane Through

0 ° Lateral

Lateral Cone Through

60 ° Vertical

Maximum Intensity (Candlepower):

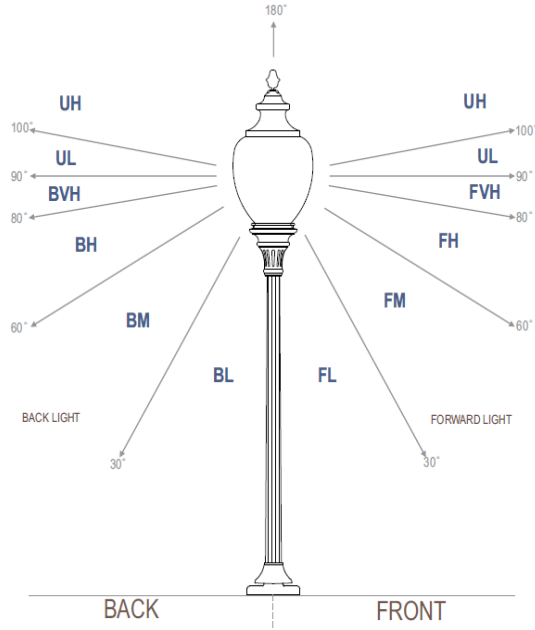
3343 Candela

Zonal Lumen Summary

Zone	Lumens	% of Luminaire	Zone	Lumens	% of Luminaire	Zone	Lumens	% of Luminaire
0-5	26.7	0.3%	60-65	1528.7	15.2%	120-125	0.1	0.0%
5-10	75.2	0.7%	65-70	1189.7	11.8%	125-130	0.0	0.0%
10-15	125.1	1.2%	70-75	685.3	6.8%	130-135	0.0	0.0%
15-20	175.1	1.7%	75-80	318.0	3.2%	135-140	0.0	0.0%
20-25	225.3	2.2%	80-85	137.5	1.4%	140-145	0.0	0.0%
25-30	277.6	2.8%	85-90	59.8	0.6%	145-150	0.0	0.0%
30-35	339.9	3.4%	90-95	27.3	0.3%	150-155	0.0	0.0%
35-40	448.4	4.5%	95-100	12.3	0.1%	155-160	0.0	0.0%
40-45	661.3	6.6%	100-105	4.6	0.0%	160-165	0.0	0.0%
45-50	958.4	9.5%	105-110	0.8	0.0%	165-170	0.0	0.0%
50-55	1272.3	12.6%	110-115	0.2	0.0%	170-175	0.0	0.0%
55-60	1518.3	15.1%	115-120	0.2	0.0%	175-180	0.0	0.0%



IES "BUG" Rating
 (Back Light, Uplight, Glare)
 Per IES TM-15-11



Luminaire Classification System (LCS)

LCS	Zone	Lumens	Luminaire %
FL	(0-30)	452.5	4.5%
FM	(30-60)	2599.3	25.8%
FH	(60-80)	1860.8	18.5%
FVH	(80-90)	98.6	1.0%
BL	(0-30)	452.5	4.5%
BM	(30-60)	2599.3	25.8%
BH	(60-80)	1860.8	18.5%
BVH	(80-90)	98.6	1.0%
UL	(90-100)	39.6	0.4%
UH	(100-180)	6.0	0.1%
Total		10068.1	100.0%
BUG Rating		B3 U2 G2	