EVLUMA AREAMAX™

40W & 70W TYPE V LED STREET, AREA AND SECURITY LIGHTING
REPLACES HID DUSK-TO-DAWN LUMINAIRES 100-200W

AMAX 40
AMAX 70
TYPE V

DESCRIPTION
The AreaMax LED luminaire for street and area lighting is a robust, utility-grade luminaire designed to last for years. Easy to install, the AreaMax saves energy and maintenance time. Perfect for residential street lighting, parking lots, or rural security applications requiring either full cutoff, or maximal visibility with a diffuse, low-glare light. Each unit ships with Photocontrol Failsafe™ built-in and the option to activate ConnectLED™ features with the purchase of the Evluma custom Bluetooth application.



reuse existing photocontrol with S3 option (dome lens shown)



evluma integrated photocontrol with P option (flat lens shown)

CERTIFICATION DATA
UL 1598. MET Labs
IP66. IEC 60529
ASTM D2247-68
FM 4473
ANSI C136.31-2010 Level 2
Vibration Bridge/Overpass
EPA under 0.5 sq ft
DLC Qualified /Lighting Facts
NOM-031

ENERGY DATA
Power Factor >99%
THD <10% at 120 VAC
THD <20% at 277 VAC
<1/2W off-state power
Driver Lifetime >100,000 hrs
-40°C Min / 50°C Max AM Temp

SHIPPING DATA
Pallet Qty:
56 units, 580 lbs

Construction & Finish
Cast aluminum housing with gray powder coat. Hinged access panel is galvanized steel with spring clips to allow for easy open and close. Color by custom order.

Optical (lens)
Textured glass and a white, optical-grade reflective film liner combine to create a bright, diffuse light.

Electrical
Evluma proprietary Class II driver. Patented. 90-277 VAC 50/60 Hz (AMAX 40: .32 Amps at 120VAC / AMAX 70: .60 Amps at 120VAC). High capability surge protection for 20kV/10kA per IEEE/ANSI C62.41.2 - 2002. Location Category C-High. Replaceable surge board.

Thermal Management
LED life is ensured by thermal management protection circuity that controls current levels to the LEDs based on temperature. Critical components were selected for their minimal thermal resistance then paired with a custom light engine and casting design to maximize cooling.

Mounting
Zinc plated steel tenon clamp and tri-lobe screws accept 2” (5.08 cm), or 1 1/4” (3.17 cm) diameter arm.

Coastal Package Option
Corrosive coastal environments have unique requirements. A housing made from cast aluminum alloy with an anti-corrosion chromate coating plus an aluminum access panel, a stainless steel tenon clamp and all stainless steel fasteners guarantee longevity in harsh, wet environments. Required for applications 2000 ft. from a salt water body.

Dark Sky Compliant Models
The International Dark Sky Association (IDA) requires luminaires to be fully shielded, emitting no light above 90 degrees and have a listed correlated color temperature (CCT) configuration of 3000K or below. Two models of the AreaMax Type V bear the IDA Fixture Seal of Approval: 40W 3K V-C & 70W 3K V-C.

Warranty
Ten-year warranty.
Visit www.evluma.com/products/warranty/

3600 Lind Ave SW, Suite 140, Renton, WA 98057 425-336-5800 www.evluma.com

EVLUMA AREAMAX™

40W & 70W TYPE V LED STREET, AREA AND SECURITY LIGHTING
REPLACES HID DUSK-TO-DAWN LUMINAIRES 100-200W

ORDERING INFORMATION
SAMPLE NUMBER: AM-40-5K-V-D-P-CST-6

PRODUCT FAMILY	WATTS	CCT	DISTRIBUTION TYPE	LENS (options)	PHOTOCONTROL SOCKET (options)	ENVIRONMENTAL PACKAGE (options)	LEADS (options)
AM = AreaMax	**40** = 40 watts	**3K =** 3000K **4K =** 4000K **5K =** 5000K	**V** = type V	**D** = dome **C** = full cutoff	**P** = integrated **S3** = 3 pin socket	**STD** = std outdoor **CST** = coastal	**6** = 66" **10** = 10' **20** = 20' **N** = none
	70 = 70 watts	**3K =** 3000K **4K =** 4000K **5K =** 5000K	**V**= type V	**D =** dome **C** = full cutoff	**P** = integrated **S3** = 3 pin socket	**STD** = std outdoor **CST** = coastal	

PERFORMANCE 40W (recommended to replace 100-175W HID)

Code	CCT	CRI	Lumens	LED mA	BUG	IES File Numbers
3K (D)	3000K	>70	>4000	700mA	B2-U2-G1	ITL87306
4K (D)	4000K	>70	>4100	700mA	B2-U2-G1	ITL88122
5K (D)	5000K	>70	>4100	700mA	B2-U2-G1	ITL87292
3K (C)	3000K	>70	>3900	700mA	B2-U0-G1	ITL87422
4K (C)	4000K	>70	>4000	700mA	B1-U0-G1	ITL88123
5K (C)	5000K	>70	>4000	700mA	B1-U0-G1	ITL87294

PERFORMANCE 70W (recommended to replace 150-200W HID)

Code	CCT	CRI	Lumens	LED mA	B2-U2-G1	IES File Numbers
3K (D)	3000K	>70	>7000	700mA	B3-U2-G2	ITL87307
4K (D)	4000K	>70	>7500	700mA	B3-U2-G2	ITL88130
5K (D)	5000K	>70	>7700	700mA	B3-U2-G2	ITL88132
3K (C)	3000K	>70	>6800	700mA	B2-U0-G1	ITL87423
4K (C)	4000K	>70	>7000	700mA	B2-U0-G1	ITL88131
5K (C)	5000K	>70	>7600	700mA	B2-U0-G1	ITL88133

ACCESSORIES

AMAX-LTS Stainless steel light trespass shield (order separately)

LUMEN MAINTENANCE

L70 (10,000) > 60,000 hrs
LM at 10,000 hours = 99%
LM at 100,000 hours > 90%

LM 80 and ISTMT available at www.evluma.com
TM 21 calculations available upon request.

OUTDOOR Next Generation 2013 LUMINAIRES

lighting facts LED Product Partner

EVLUMA AREAMAX™

DIMENSIONS (inches)

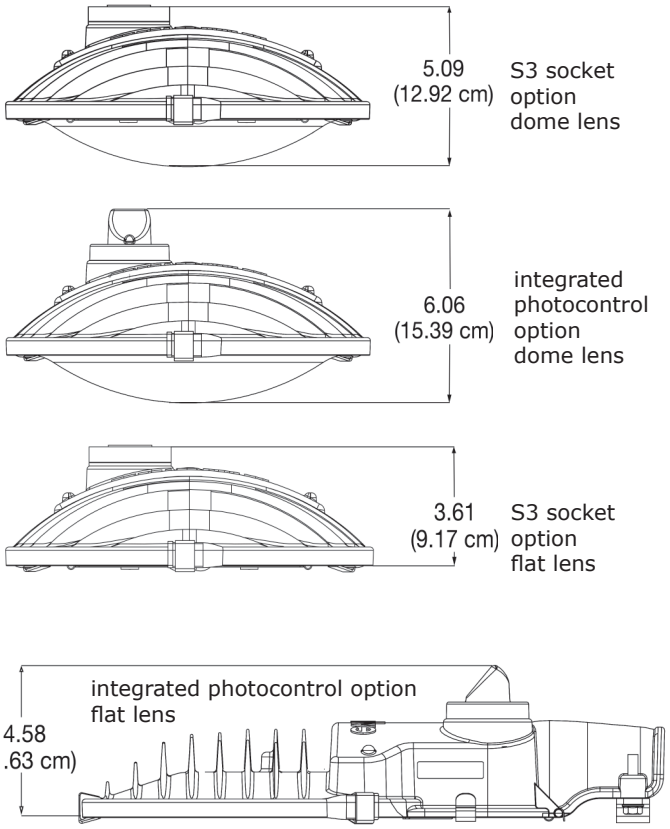

DISTRIBUTION OF LUMINOUS INTENSITY 3000K MODELS

View complete IES files at http://evluma.com/products/areamax

Polar Candela Distributions: Vertical Plane (1) and Horizontal Cone (2) through maximum candela

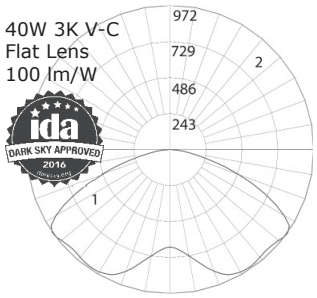

Max Candela: 972 at 54°

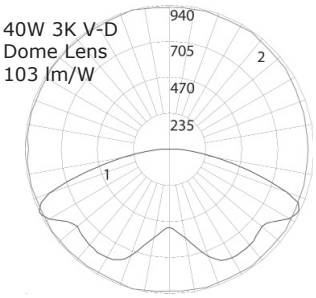

Max Candela: 940 at 64°

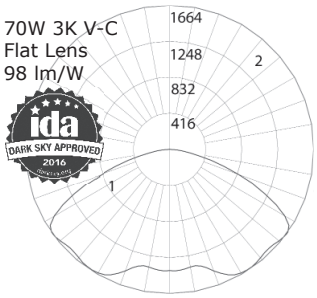

Max Candela: 1664 at 54°

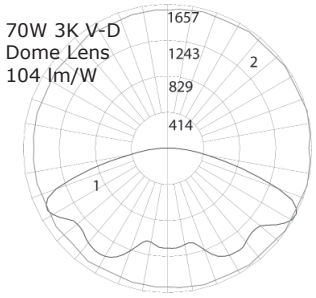

Max Candela: 1657 at 63°

Isofootcandle Lines of Horizontal Illuminance: grid distance 25 ft (7.62 m) mounting height

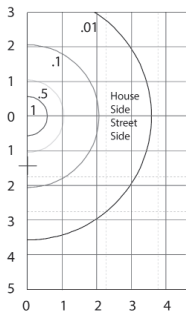

.01 fc at over 3 25' mtg htgs

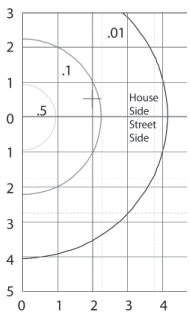

.01 fc at over 4 25' mtg htgs

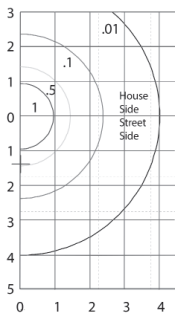

.01 fc at over 4 25' mtg htgs

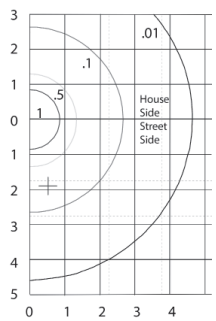

.01 fc at 4.5 25' mtg htgs

EVLUMA AREAMAX™

DISTRIBUTION OF LUMINOUS INTENSITY 4000K MODELS

View complete IES files at www.evluma.com/products/areamax

Polar Candela Distributions: Vertical Plane (1) and Horizontal Cone (2) through maximum candela

40W 4K V-C
Flat Lens
107 lm/W

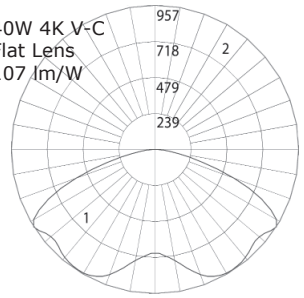

Max Candela: 957 at 57°

40W 4K V-D
Dome Lens
109 lm/W

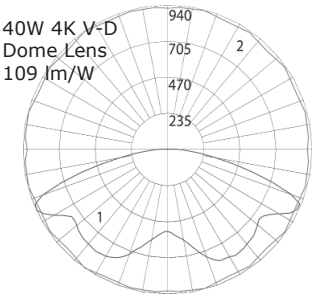

Max Candela: 940 at 65°

70W 4K V-C
Flat Lens
106 lm/W

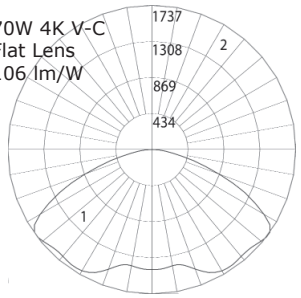

Max Candela: 1737 at 52°

70W 4K V-D
Dome Lens
109 lm/W

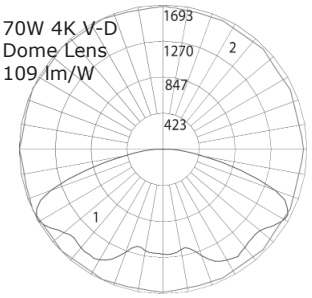

Max Candela: 1693 at 61°

Isofootcandle Lines of Horizontal Illuminance: grid distance 25 ft (7.62 m) mounting height

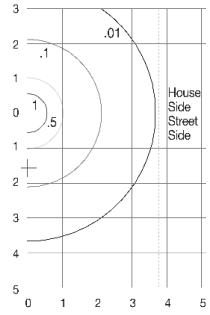

.01 fc at over 3 25' mtg htgs

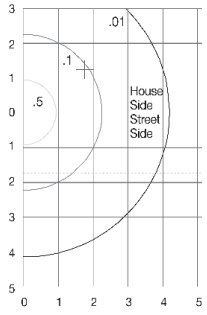

.01 fc at over 3 25' mtg htgs

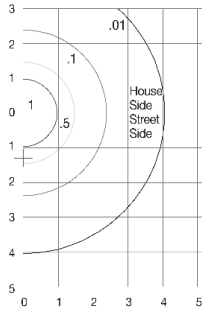

.01 fc at over 4 25' mtg htgs

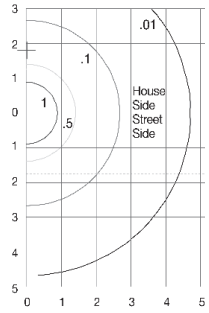

.01 fc at over 4 25' mtg htgs

DISTRIBUTION OF LUMINOUS INTENSITY 5000K MODELS

View complete IES files at www.evluma.com/products/areamax

Polar Candela Distributions: Vertical Plane (1) and Horizontal Cone (2) through maximum candela

40W 5K V-C
Flat Lens
108 lm/W

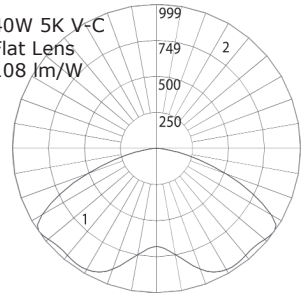

Max Candela: 999 at 54°

40W 5K V-D
Dome Lens
111 lm/W

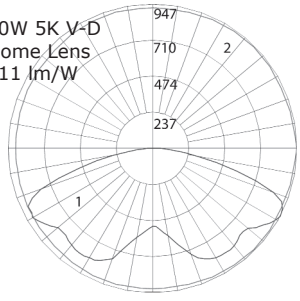

Max Candela: 947 at 62°

70W 5K V-C
Flat Lens
108 lm/W

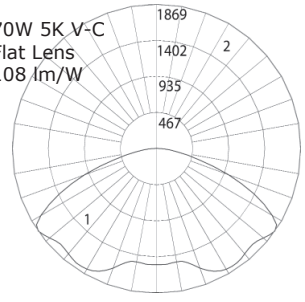

Max Candela: 1869 at 55°

70W 5K V-D
Dome Lens
113 lm/W

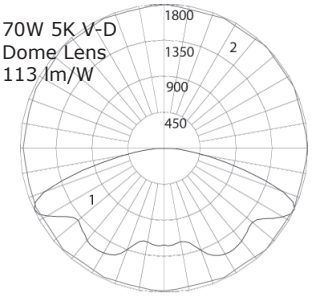

Max Candela: 1800 at 65°

Isofootcandle Lines of Horizontal Illuminance: grid distance 25 ft (7.62 m) mounting height

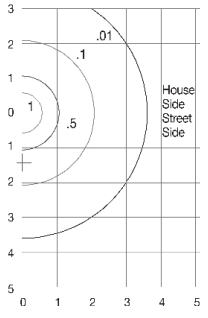

.01 fc at over 3 25' mtg htgs

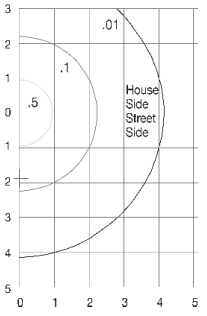

.01 fc at over 4 25' mtg htgs

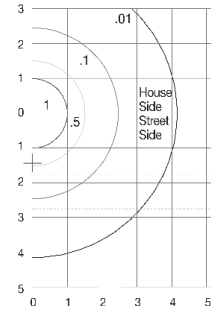

.01 fc at over 4 25' mtg htgs

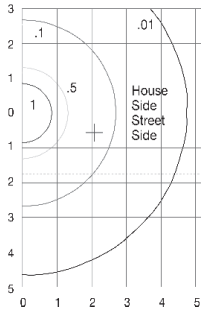

.01 fc at over 4 25' mtg htgs

Copyright © 2016 Express Imaging Systems, LLC. Evluma, OmniMax, AreaMax, ConnectLED, and Photocontrol Failsafe are trademarks of Express Imaging Systems, LLC.
All rights reserved. Content is subject to change. For informational purpose only. MET labs logo is a registered trademark of MET labs.

3600 Lind Ave SW, Suite 140, Renton, WA 98057 425-336-5800 www.evluma.com