



UL LLC
1075 W Lambert Rd Suite B
Brea, CA 92821

Outdoor Distribution Test Report

Relevant Standards
IES LM-79-2008, ANSI C82.77-10-2014

Prepared For
Express Imaging Systems LLC dba Evluma

Tara Holeman
3600 Lind Ave SW Suite 140
Renton, WA 98057
United States

Catalog Number
OLS-1-B1-AC-8F

Order Number

13455531

Test Number

13455531.06A

Revision of Test# 13455531.06 on:

2020-09-03

Test Date

2020-08-14

Prepared By

Austin Duff, Technician

Approved By


Eric Gaudreau, Engineering Leader

The results contained in this report pertain only to the tested sample.
This report shall not be reproduced, except in full, without written approval of Underwriters Laboratories.
This report must not be used by the client to claim product certification, approval, or endorsement by
NVLAP, NIST, or any agency of the Federal Government.



Luminaire Description: Black metal base and diffuse patterned plastic lens
Lamp: White LED array
Lamp Catalog Number: OMNI-70-4K-MO
Mounting: Post
Ballast/Driver: Internal

Luminaire



Luminaire Characteristics

Luminous Diameter: 16.00 in.
Luminous Height: 21.00 in.

Summary of Results

Roadway Classification: Type VS, Very Long
Cutoff Classification: Noncutoff
BUG Rating: B2 U5 G3

Test Conditions

Test Temperature: 24.7 °C
Voltage: 120.1 VAC
Current: 0.5858 A
Power: 70.06 W
Power Factor: 0.996
Frequency: 60 Hz
Current THD: 7.48 %

Tested in 30 planes left side, 30 planes right side, left and right averaged
Vertical test increments are 2.5 degrees
Test distance exceeds five times the greatest luminous opening of luminaire

Laboratory results may not be representative of field performance
Ballast factors have not been applied



Distribution - Goniophotometer

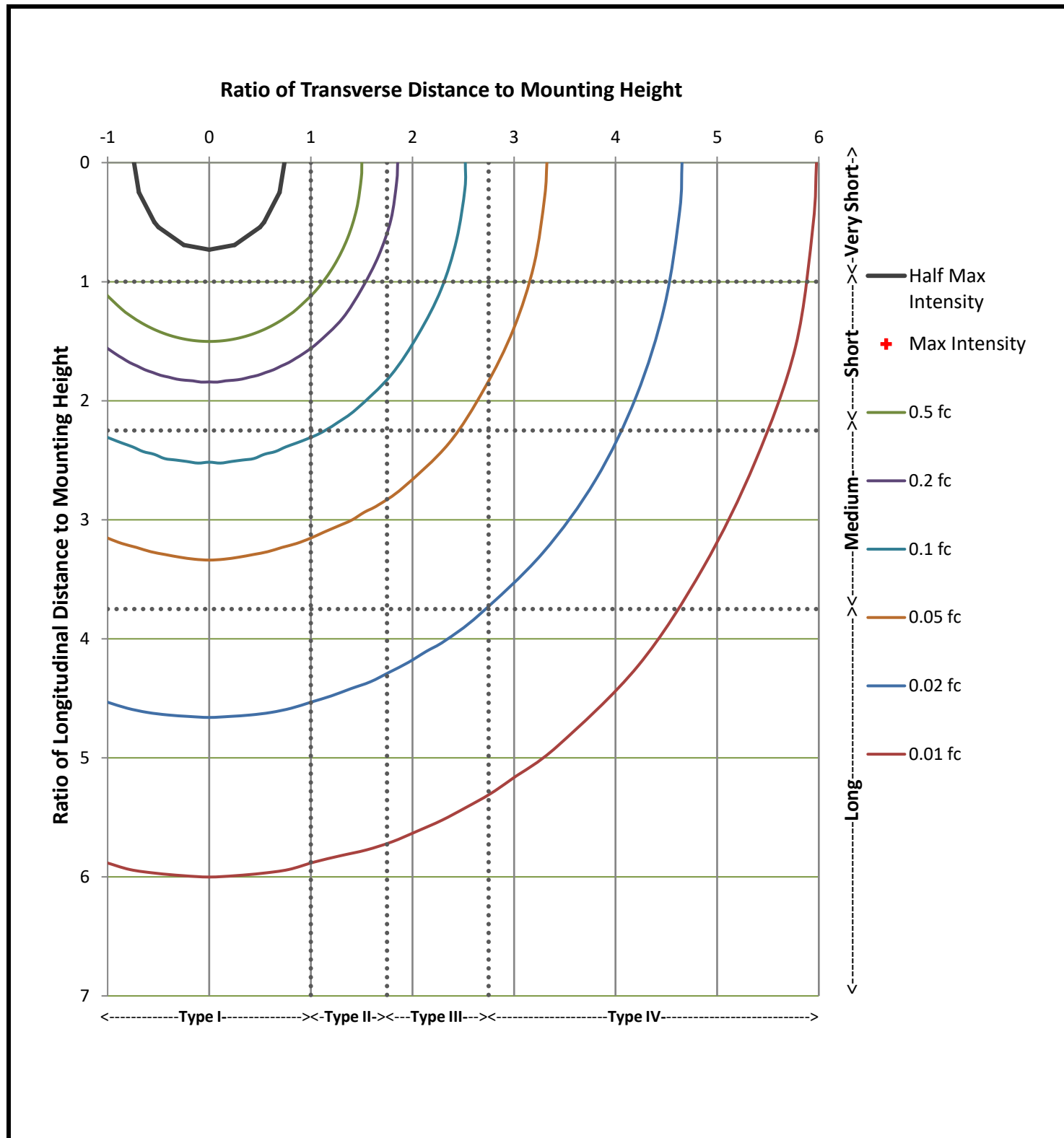
Distribution Test Conditions

Temperature	Voltage	Current	Power	Power Factor	Frequency	Current THD
24.7 °C	120.1 VAC	0.5858 A	70.06 W	0.996	60 Hz	7.48 %

Summary of Results

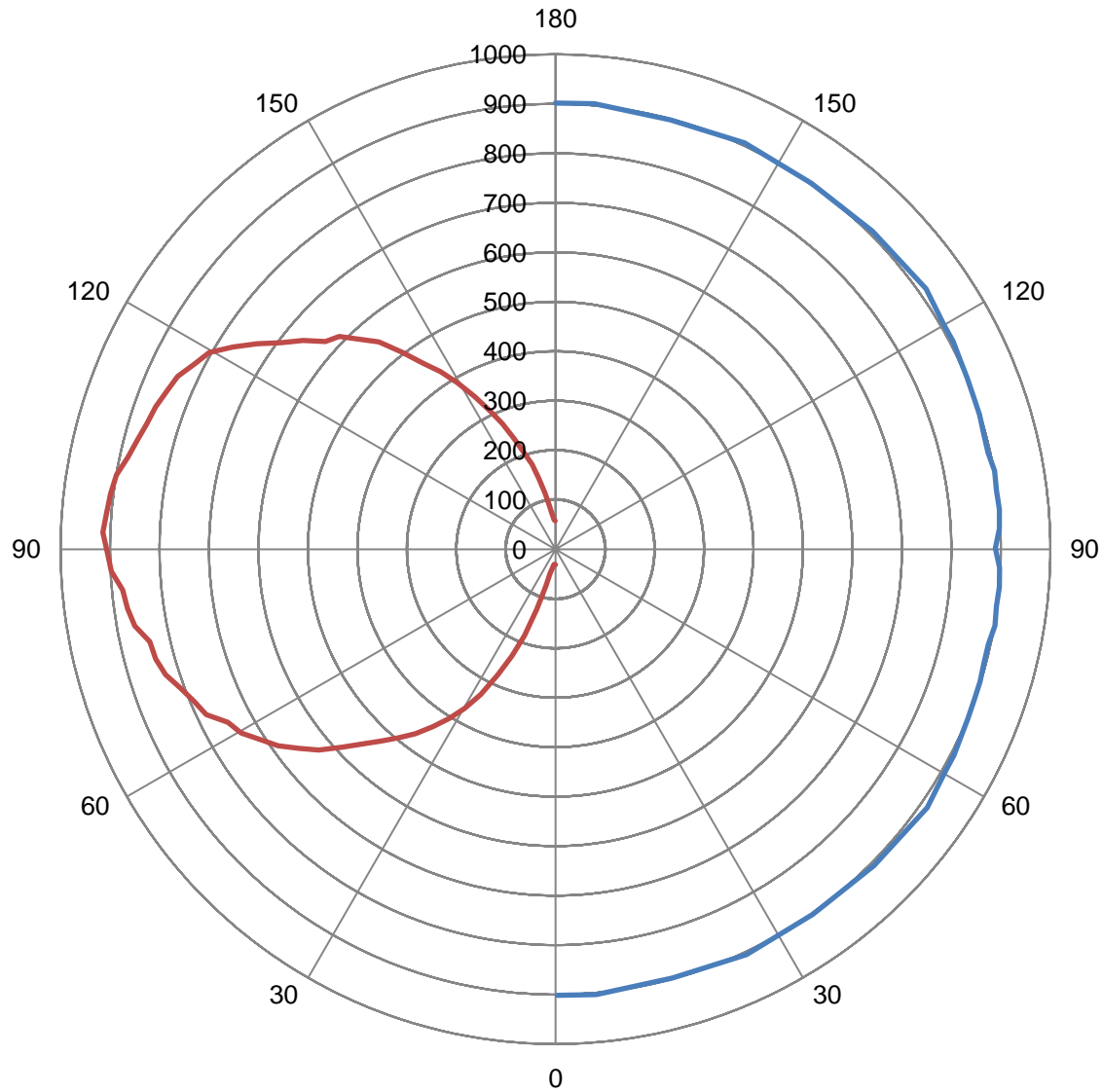
IES Roadway Classification: Type VS, Very Long	Total Lumen Output: 8437 Lumens
Cutoff Classification: Noncutoff	Luminaire Efficacy: 120.4 lm/w
BUG Rating: B2 U5 G3	Maximum Candela: 915 Candela

ISO FootCandle Plot at 20 Feet





Maximum Plane and Cone Plots of Candela



Vertical Plane Through

55 ° Lateral

Lateral Cone Through

92.5 ° Vertical

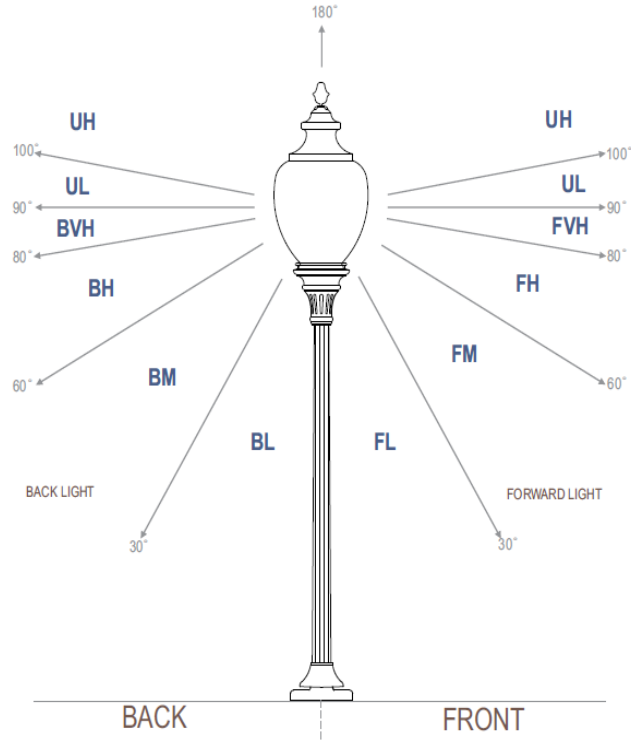
Maximum Intensity (Candlepower): 915 Candela

Zonal Lumen Summary

Zone	Lumens	% of Luminaire	Zone	Lumens	% of Luminaire	Zone	Lumens	% of Luminaire
0-5	0.8	0.0%	60-65	363.8	4.3%	120-125	356.0	4.2%
5-10	2.5	0.0%	65-70	398.3	4.7%	125-130	301.6	3.6%
10-15	6.6	0.1%	70-75	427.8	5.1%	130-135	254.1	3.0%
15-20	21.5	0.3%	75-80	451.8	5.4%	135-140	213.6	2.5%
20-25	49.8	0.6%	80-85	471.5	5.6%	140-145	168.2	2.0%
25-30	83.0	1.0%	85-90	486.1	5.8%	145-150	126.2	1.5%
30-35	119.5	1.4%	90-95	493.8	5.9%	150-155	89.1	1.1%
35-40	157.5	1.9%	95-100	487.8	5.8%	155-160	58.0	0.7%
40-45	196.0	2.3%	100-105	471.3	5.6%	160-165	34.6	0.4%
45-50	237.6	2.8%	105-110	449.9	5.3%	165-170	17.9	0.2%
50-55	282.9	3.4%	110-115	426.7	5.1%	170-175	6.8	0.1%
55-60	324.9	3.9%	115-120	398.2	4.7%	175-180	1.6	0.0%



IES "BUG" Rating
 (Back Light, Uplight, Glare)
 Per IES TM-15-11



Luminaire Classification System (LCS)

LCS	Zone	Lumens	Luminaire %
FL	(0-30)	82.1	1.0%
FM	(30-60)	659.2	7.8%
FH	(60-80)	820.8	9.7%
FVH	(80-90)	478.8	5.7%
BL	(0-30)	82.1	1.0%
BM	(30-60)	659.2	7.8%
BH	(60-80)	820.8	9.7%
BVH	(80-90)	478.8	5.7%
UL	(90-100)	981.6	11.6%
UH	(100-180)	3373.8	40.0%
Total		8437.3	100.0%
BUG Rating	B2 U5 G3		

