



UL LLC  
1075 W Lambert Rd Suite B  
Brea, CA 92821

## Outdoor Distribution Test Report

Relevant Standards  
IES LM-79-2008, ANSI C82.77-10-2014

Prepared For  
**Express Imaging Systems LLC dba Evluma**

Tara Holeman  
3600 Lind Ave SW Suite 140  
Renton, WA 98057  
United States

Catalog Number  
**OLS-2-AA3-AC-8F-5-BF**

Order Number  
13407956

Test Number  
13407956.07A

Revision of Test# 13407956.07 on:

2020-09-11  
Test Date

2020-07-09

Prepared By

Austin Duff, Technician

Approved By

Eric Gaudreau, Engineering Leader

The results contained in this report pertain only to the tested sample.  
This report shall not be reproduced, except in full, without written approval of Underwriters Laboratories.  
This report must not be used by the client to claim product certification, approval, or endorsement by  
NVLAP, NIST, or any agency of the Federal Government.



**Luminaire Description:** Black metal base and diffuse patterned plastic lens  
**Lamp:** White LED array  
**Lamp Catalog Number:** OMNI-70-4K-MO  
**Mounting:** Post  
**Ballast/Driver:** Internal

### Luminaire



### Luminaire Characteristics

Luminous Diameter: 16.00 in.  
Luminous Height: 13.00 in.

### Summary of Results

Roadway Classification: Type VS, Long  
Cutoff Classification: Noncutoff  
BUG Rating: B3 U4 G5

### Test Conditions

Test Temperature: 25.0 °C  
Voltage: 120.0 VAC  
Current: 0.5814 A  
Power: 69.51 W  
Power Factor: 0.996  
Frequency: 60 Hz  
Current THD: 7.41 %

Tested in 30 planes left side, 30 planes right side, left and right averaged  
Vertical test increments are 2.5 degrees  
Test distance exceeds five times the greatest luminous opening of luminaire

Laboratory results may not be representative of field performance  
Ballast factors have not been applied



## Distribution - Goniophotometer

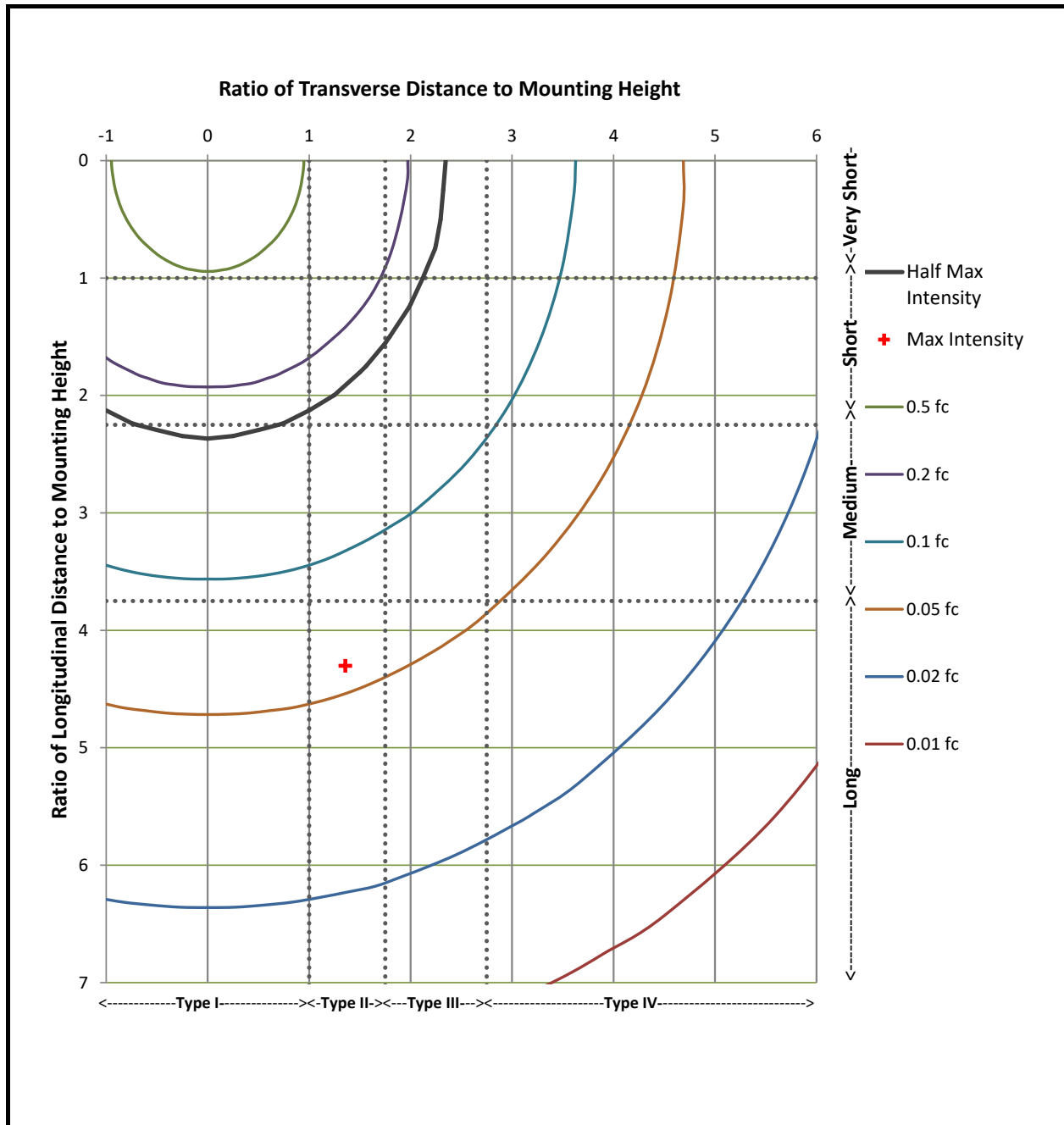
### Distribution Test Conditions

Temperature	Voltage	Current	Power	Power Factor	Frequency	Current THD
25.0 °C	120.0 VAC	0.5814 A	69.51 W	0.996	60 Hz	7.41 %

### Summary of Results

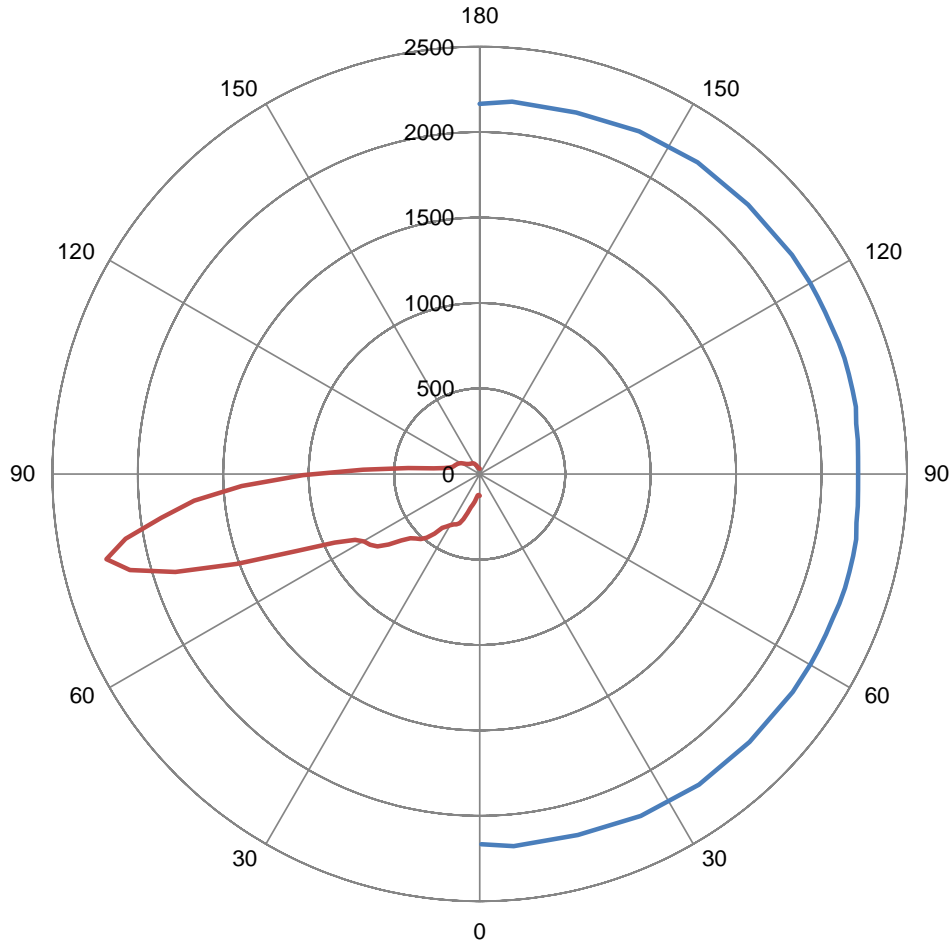
<b>IES Roadway Classification:</b>	Type VS, Long	<b>Total Lumen Output:</b>	7639 Lumens
<b>Cutoff Classification</b>	Noncutoff	<b>Luminaire Efficacy:</b>	109.9 lm/w
<b>BUG Rating:</b>	B3 U4 G5	<b>Maximum Candela:</b>	2240 Candela

### ISO FootCandle Plot at 20 Feet





**Maximum Plane and Cone Plots of Candela**



Vertical Plane Through

72.5 ° Lateral

Lateral Cone Through

77.5 ° Vertical

**Maximum Intensity (Candlepower):**

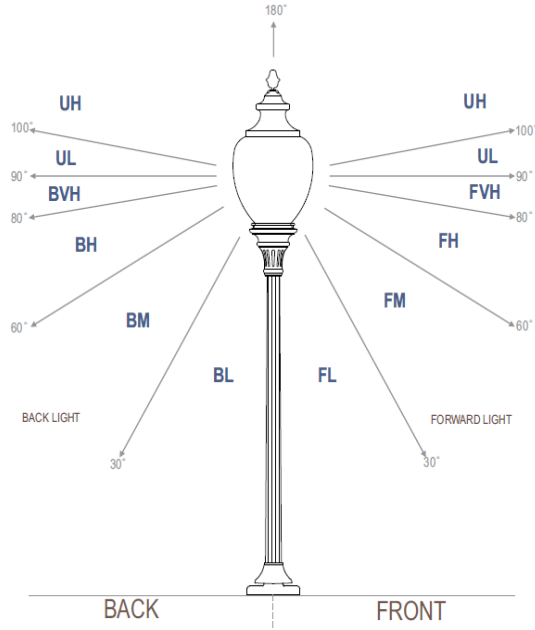
2240 Candela

**Zonal Lumen Summary**

Zone	Lumens	% of Luminaire	Zone	Lumens	% of Luminaire	Zone	Lumens	% of Luminaire
0-5	3.2	0.0%	60-65	413.0	5.4%	120-125	53.8	0.7%
5-10	10.5	0.1%	65-70	607.8	8.0%	125-130	42.3	0.6%
10-15	21.9	0.3%	70-75	978.0	12.8%	130-135	35.1	0.5%
15-20	39.9	0.5%	75-80	1164.9	15.2%	135-140	30.1	0.4%
20-25	64.7	0.8%	80-85	1045.3	13.7%	140-145	26.0	0.3%
25-30	84.2	1.1%	85-90	757.6	9.9%	145-150	22.0	0.3%
30-35	107.2	1.4%	90-95	385.2	5.0%	150-155	17.2	0.2%
35-40	145.7	1.9%	95-100	156.5	2.0%	155-160	12.4	0.2%
40-45	189.2	2.5%	100-105	98.5	1.3%	160-165	8.1	0.1%
45-50	228.1	3.0%	105-110	83.9	1.1%	165-170	4.8	0.1%
50-55	295.3	3.9%	110-115	78.9	1.0%	170-175	2.4	0.0%
55-60	355.5	4.7%	115-120	69.3	0.9%	175-180	0.8	0.0%



**IES "BUG" Rating**  
 (Back Light, Uplight, Glare)  
 Per IES TM-15-11



Luminaire Classification System (LCS)

LCS	Zone	Lumens	Luminaire %
FL	(0-30)	112.1	1.5%
FM	(30-60)	660.5	8.6%
FH	(60-80)	1581.9	20.7%
FVH	(80-90)	901.4	11.8%
BL	(0-30)	112.1	1.5%
BM	(30-60)	660.5	8.6%
BH	(60-80)	1581.9	20.7%
BVH	(80-90)	901.4	11.8%
UL	(90-100)	541.7	7.1%
UH	(100-180)	585.4	7.7%
Total		7639.0	100.0%
<b>BUG Rating</b>		<b>B3 U4 G5</b>	

