



UL LLC
1075 W Lambert Rd Suite B
Brea, CA 92821

Photometric Test Report

Relevant Standards
IES LM-79-2008, ANSI C82.77-10-2014, UL 1598-2008

Prepared For
Express Imaging Systems LLC dba Evluma

Tara Holeman
3600 Lind Ave SW Suite 140
Renton, WA 98057
United States

Catalog Number
OMNI-100-27-MO

Order Number
14201909
Test Number
14201909.02

Test Date

2022-02-10 - 2022-02-11

Prepared By

William Escobar, Technician

Approved By

Yilmaz Yucelidag, Project Handler

The results contained in this report pertain only to the tested sample.
This report shall not be reproduced, except in full, without written approval of Underwriters Laboratories.
This report must not be used by the client to claim product certification, approval, or endorsement by
NVLAP, NIST, or any agency of the Federal Government.



Table of Contents

Summary of Results	Page 3
Distribution Results	
Test Conditions / Summary of Results / ISOPlot	Page 4
Maximum Plane and Cone Plot / Zonal Lumen Summary	Page 5
IES BUG Rating	Page 6
In-Situ Results	Page 7

Laboratory results may not be representative of field performance
Ballast factors have not been applied

Tested in 30 planes left side, 30 planes right side, left and right averaged
Vertical test increments are 2.5 degrees
Test distance exceeds five times the greatest luminous opening of luminaire
Test Number 14201909.02 - Page 2 of 7



Luminaire Description: Circular plastic house and diffuse lens
Lamp: Omnimax, 100W, 2700K CCT, Mogul Base
Mounting: Post

Luminaire



Luminaire Characteristics
Luminous Length: 0.00 in.

Summary of Results

Electrical Data at 120 VAC
Test Temperature: 25.3 °C
Voltage: 120.0 VAC
Current: 0.8255 A
Power: 98.79 W
Power Factor: 0.997
Frequency: 60 Hz
Current THD: 7.08 %

Distribution
Roadway Classification: Type V, Very Long
Cutoff Classification: Noncutoff
BUG Rating: B3 U5 G4

In-Situ
LED Temperature: 75.6 °C
Measured LED Current: 0.1375 A

Temperature is offset to an ambient temperature of 25°C as described in UL1598-2008.



Distribution - Goniophotometer

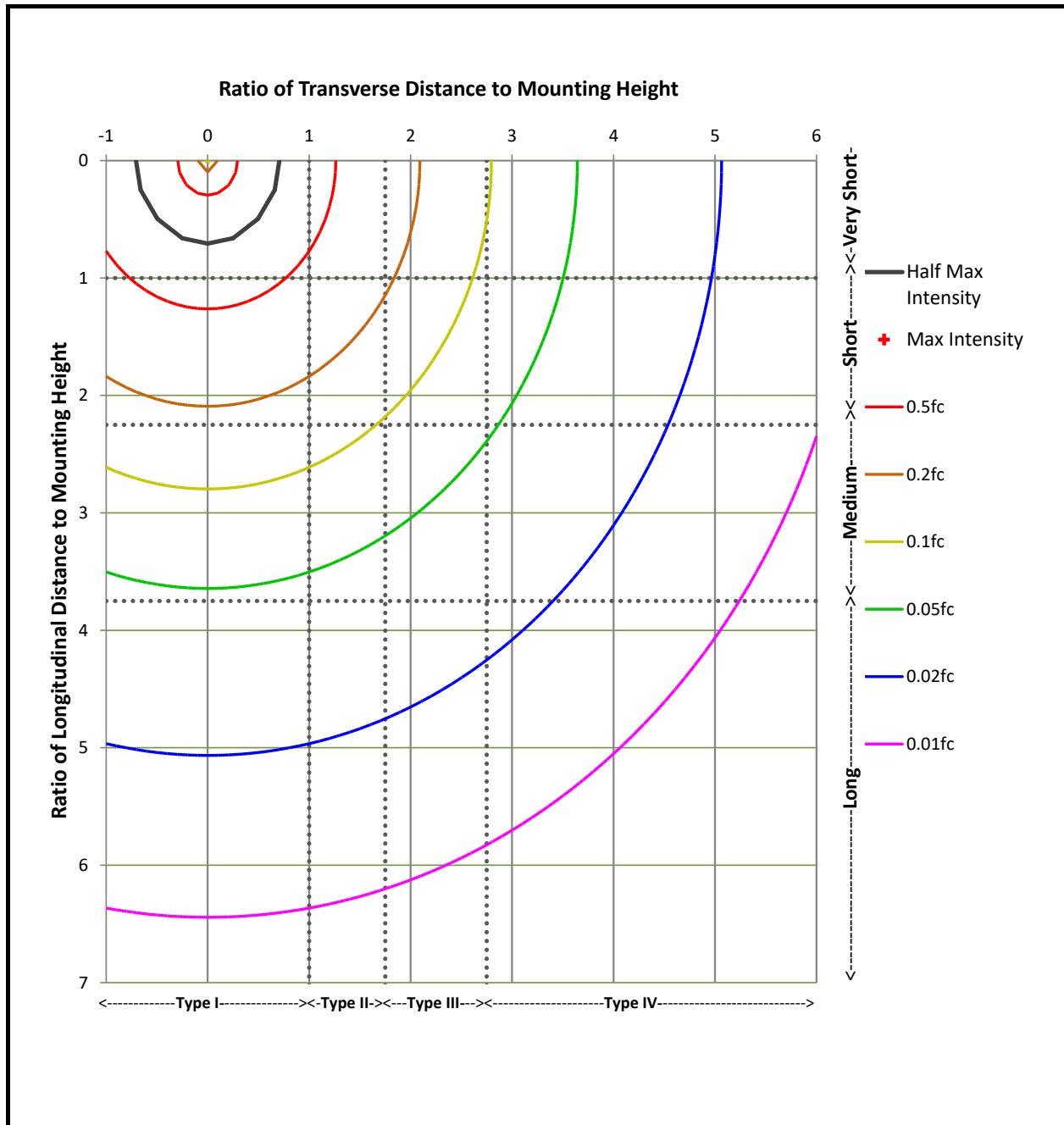
Distribution Test Conditions

Temperature	Voltage	Current	Power	Power Factor	Frequency	Current THD
25.3 °C	120.0 VAC	0.8255 A	98.79 W	0.997	60 Hz	7.08 %

Summary of Results

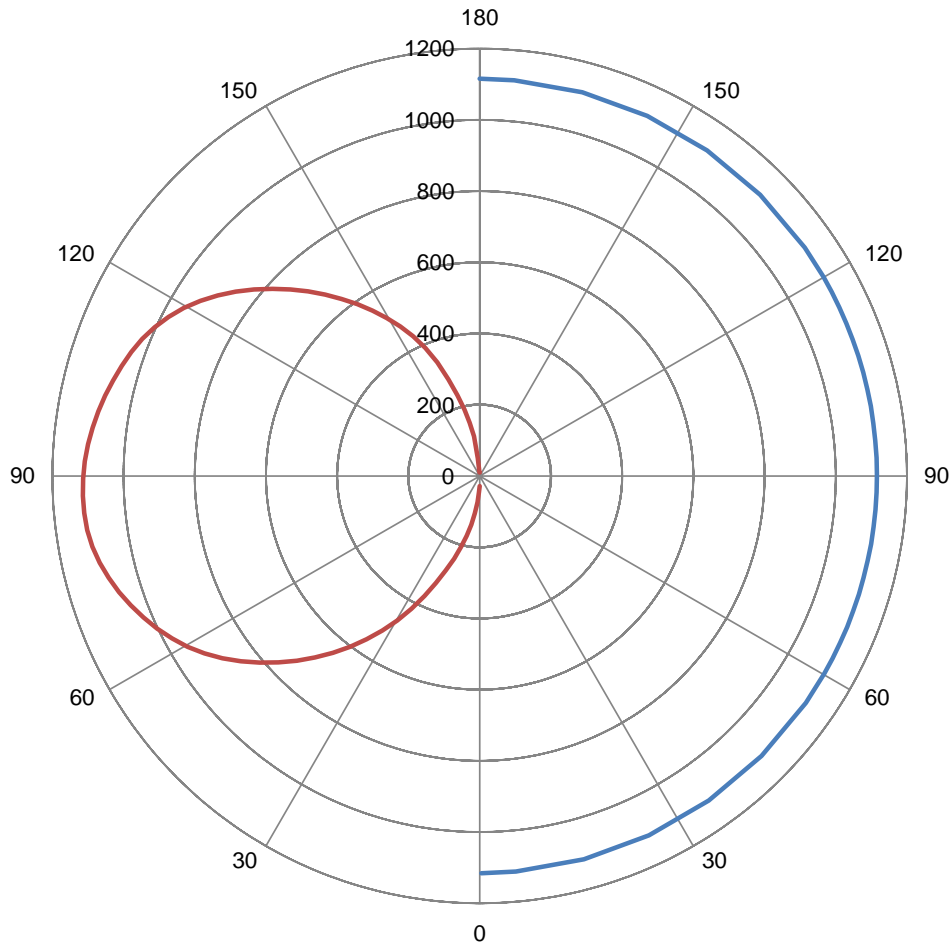
IES Roadway Classification:	Type V, Very Long	Total Lumen Output:	10666 Lumens
Cutoff Classification	Noncutoff	Luminaire Efficacy:	108.0 lm/w
BUG Rating:	B3 U5 G4	Maximum Candela:	1116 Candela

ISO FootCandle Plot at 20 Feet





Maximum Plane and Cone Plots of Candela



Vertical Plane Through

0 ° Lateral

Lateral Cone Through

87.5 ° Vertical

Maximum Intensity (Candlepower):

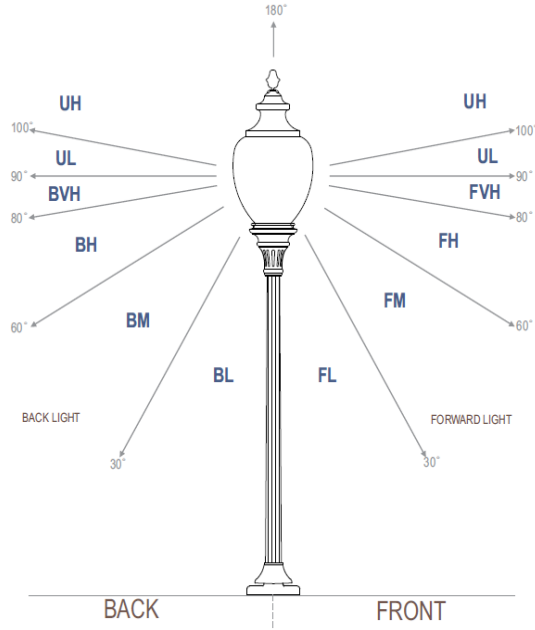
1116 Candela

Zonal Lumen Summary

Zone	Lumens	% of Luminaire	Zone	Lumens	% of Luminaire	Zone	Lumens	% of Luminaire
0-5	1.5	0.0%	60-65	474.8	4.5%	120-125	427.8	4.0%
5-10	8.0	0.1%	65-70	518.5	4.9%	125-130	373.4	3.5%
10-15	20.8	0.2%	70-75	555.7	5.2%	130-135	317.1	3.0%
15-20	40.6	0.4%	75-80	585.1	5.5%	135-140	262.4	2.5%
20-25	68.7	0.6%	80-85	603.9	5.7%	140-145	210.8	2.0%
25-30	106.6	1.0%	85-90	610.5	5.7%	145-150	163.4	1.5%
30-35	151.4	1.4%	90-95	607.1	5.7%	150-155	120.6	1.1%
35-40	201.2	1.9%	95-100	594.9	5.6%	155-160	82.1	0.8%
40-45	255.1	2.4%	100-105	575.3	5.4%	160-165	47.8	0.4%
45-50	311.4	2.9%	105-110	549.6	5.2%	165-170	23.3	0.2%
50-55	369.1	3.5%	110-115	517.3	4.9%	170-175	8.2	0.1%
55-60	424.8	4.0%	115-120	476.7	4.5%	175-180	0.7	0.0%



IES "BUG" Rating
 (Back Light, Uplight, Glare)
 Per IES TM-15-11



Luminaire Classification System (LCS)

LCS	Zone	Lumens	Luminaire %
FL	(0-30)	123.1	1.2%
FM	(30-60)	856.6	8.0%
FH	(60-80)	1067.1	10.0%
FVH	(80-90)	607.2	5.7%
BL	(0-30)	123.1	1.2%
BM	(30-60)	856.6	8.0%
BH	(60-80)	1067.1	10.0%
BVH	(80-90)	607.2	5.7%
UL	(90-100)	1202.0	11.3%
UH	(100-180)	4156.6	39.0%
Total		10666.3	100.0%
BUG Rating		B3 U5 G4	



In-Situ Test

In-Situ Test Conditions

Temperature	Voltage	Current	Power	Power Factor	Frequency	Current THD
24.0 °C	120.0 VAC	N/A	N/A	N/A	60 Hz	N/A

Summary of Results

LED Temperature: 75.6 °C

Measured LED Current: 0.1375 A

Temperatures are offset to an ambient temperature of 25°C as described in UL1598-2008

LED Temperature Location



Thermocouple Reference

