

# ROADMAX RX1

## Evluma's Next Generation Roadway Luminaire LED ROADWAY LIGHTING

### Applications:

Residential streets & local roadways, parking lots, campuses, industrial parks.

### RX1 Wattage Range: 30-70W

### RX1 Lumen Range: 3,090-8,900 lumens



RoadMax RX1 delivers high-performance roadway distributions coupled with exceptional glare control. This sleek, utility-grade luminaire is easily configurable to meet a multitude of application requirements.

### Replaces 70W-150W HID

The RoadMax RX1 is a single light engine luminaire with a lumen output ranging from 3,090 – 8,900 lumens and wattages ranging from 30 – 70 watts. Lumen output and wattage can be changed in the field through your choice of optional manual or wireless controls.

### Construction & Finish

Cast aluminum housing with TGIC-free, polyester powder-coat in a variety of colors. Hinged tool-less access panel for wiring access. Stainless-steel, 2-bolt tenon clamp and stainless-steel screws accept 2" or 1-1/4" diameter arm. Step adjustment of +/- 5° tilt and integral bubble level built-in. Removable wildlife shield. Coastal version with enhanced hardware available meeting 3000-hour salt spray.

### Thermal Protection

Solid aluminum housing provides excellent passive cooling for all electronics. LED & driver life is ensured by thermal management protection that limits current levels to the LEDs based on temperature. Luminaire is rated for full performance at -40°C min – 50°C max ambient temperature.

### Lumen Maintenance

L70 (10,000) >55,000  
L90 (10,000) >55,000  
L70 (TM21) >100,000

All calculations are pending certification testing.

### LED & Optical

High-efficacy LEDs with color temperature options of 2700 – 5000 Kelvin and CRI > 70. High-performance Type II, Type III, and Type V primary borosilicate optics rated at IP66. Factory or field-installable secondary lens available on all optics for managing glare while achieving superior pole spacing. All configurations are Zero Uplight (U0 BUG). Field-installable light trespass shields are available.

### Electrical

120-277 VAC 60 Hz auto-adjusting. Driver is Evluma-proprietary Class II with THD < 20% and PF > 0.9. 20kV/10kA surge protection per ANSI C136.2 – 2018 Extreme rating. Three-position terminal block with optional pigtails. Separate electronics compartment is rated IP66.

### Controls

Dimmable driver. 0-10V interface standard with 7-pin NEMA socket option. Manual wattage control (FAO) optional.

Premium package includes Photocontrol FailSafe™ and compatibility with the Bluetooth BLE ConnectLED™ mobile app. Can be combined with Evluma's integrated photocontrol, 3-pin, or 7-pin sockets.

### Warranty

Ten-year warranty.



# ROADMAX

## PRODUCT CONFIGURATIONS

SAMPLE NUMBER: RX1-050C3T2G0-S3HGL2-A0BN

FAMILY ID	WATTS	CCT (K)	DISTRIBUTION	LENS	PC / SOCKET / FAILSAFE
RX1 = RoadMax small	030 = 30 040 = 40 050 = 50 060 = 60 070 = 70	C7 = 2700 C3 = 3000 C4 = 4000 C5 = 5000	T2 = type II T3 = type III T5 = type V	G0= none G1= diffused glare control	S3= 3 pin socket only S7= 7 pin socket only (0-10V)  F3= S3 pin + Failsafe/CLED F7= S7 pin + Failsafe/CLED FP= Integrated P + Failsafe/CLED

HOUSING	LEADS	FEATURE CODE A	FEATURE CODE B
HG = standard gray HB = standard black HZ = standard bronze  ZG = coastal gray ZB = coastal black ZZ = coastal bronze	L0 = none L6 = 6' L1 = 10' L2 = 20'	A0 = none AF = FAO (field-adjustable wattage selector)*  *FP option (P + FailSafe) cannot be combined with the AF option (FAO)	B0 = none BN = NEMA label

### Lenses

The primary glass RX1 lenses are designed to deliver precise, evenly-distributed light with a low veiling luminance for Type II, Type III and Type V distributions.

Choose G1 to add a secondary lens made from a specially formulated LED acrylic for exceptional glare control.

### Photocontrol Sockets

All photocontrol sockets are rotatable. Wireless photocontrol not provided.

### Integrated Photocontrol (P)

Evluma's integrated photocontrol shortens installation time. This UV-resistant, polycarbonate photocontrol meets FM 4473 impact resistance.

### Photocontrol Failsafe™ (Failsafe)

Photocontrol Failsafe eliminates the need to replace failed photocontrols, saving truck-rolls. Combine this patented technology with S3, S7 sockets or the P option. Premium packaged with ConnectLED.

### ConnectLED™ (CLED)

Order the RX1 configured for compatibility with Evluma's ConnectLED app.

ConnectLED uses Bluetooth BLE technology to securely control individual luminaires. ConnectLED is available for Windows laptops, and as an Apple or Android app. Sold separately.

**Field Adjustable Wattage Selector (FAO)** Manually adjust luminaire wattage and lumen output in the field using the FAO. Seven output levels.

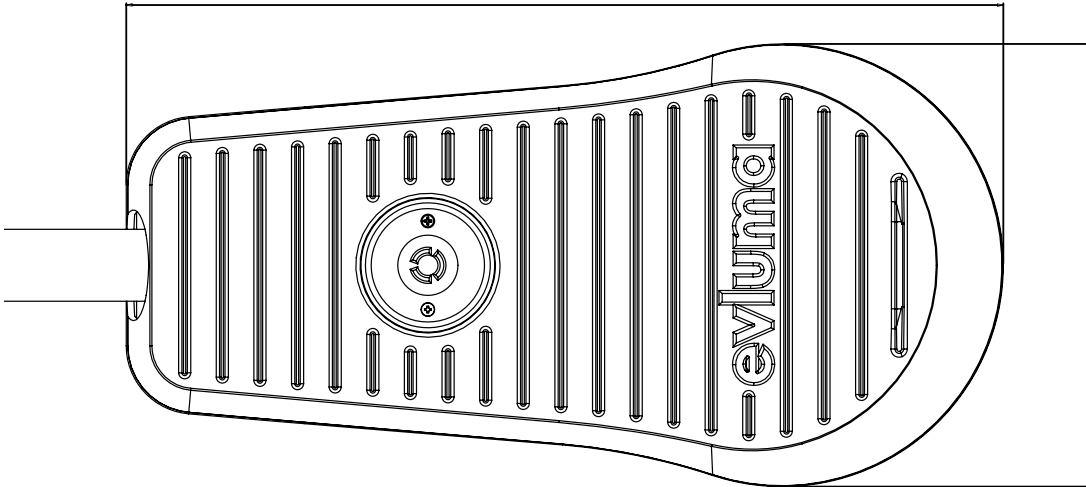
### FAO SETTINGS

SWITCH POSITION	INPUT WATTS MULTIPLIER	DELIVERED LUMENS MULTIPLIER
A	100%	100%
B	88%	90%
C	74%	78%
D	60%	65%
E	46%	52%
F	34%	40%
G	22%	26%
H	22%	26%

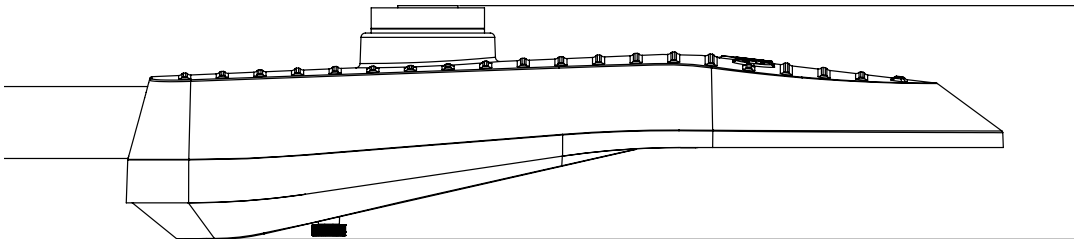
Multiply the nominal wattage and/or lumens to arrive at reduced values. Typical accuracy is +/- 10%. Select the A position if using with an S7 socket and wireless node.

## RX1 DIMENSIONS

19.81 in  
50.33 cm



10 in  
25.40 cm



5.28 in  
13.41 cm

## TECHNICAL SPECS



### Electrical Data

120-277 VAC 60 Hz.  
THD <20% 120-277 VAC  
PF >90% 120-277 VAC  
Driver Lifetime >100,000 hrs  
-40°C Min / 50°C Max Temp

### Certification Data

UL 1598. MET Labs  
IP66. IEC 60598-1  
ASTM D2247-68  
EPA under 0.5 sq ft

C136.31-2018

Level2/3G Vibration

ANSI C136.2-2018  
20kV/10kA Surge

### Dark Sky Approved

Multiple RX1 models have received the IDA Dark Sky Seal of Approval. [darksky.org](http://darksky.org).

Models offered in 3000K (3) or 2700K (7) are IDA approved. All RX1 are U0.

### Community Friendly Lighting (SOLA) Certified

Models offered in 3000K and 2700K measuring U0 are also CFL SOLA Certified. [volt.org](http://volt.org).

3K = 16% SPD <530nm  
27K = 17% SPD <530nm

### Shipping

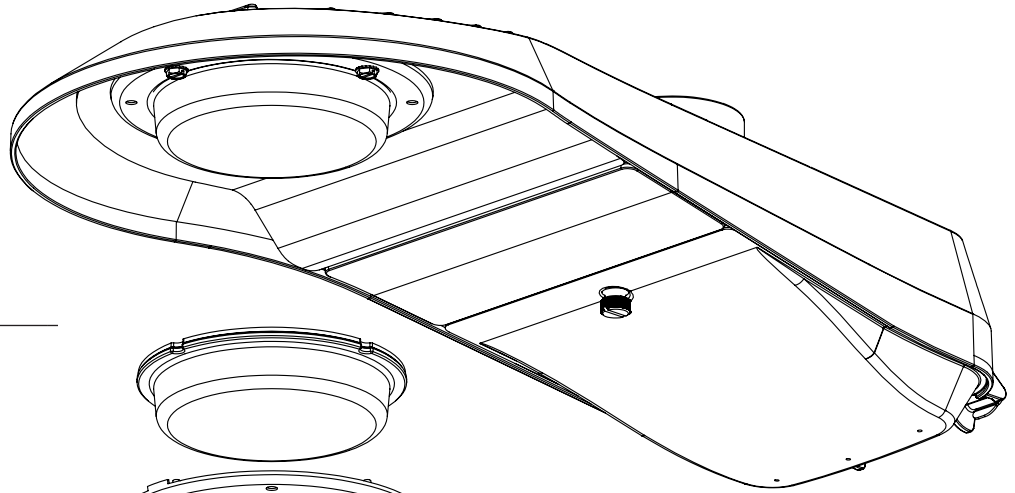
Single unit Weight = 8lbs

LTL pallet qty 42

FTL pallet qty 30

FTL qty 840

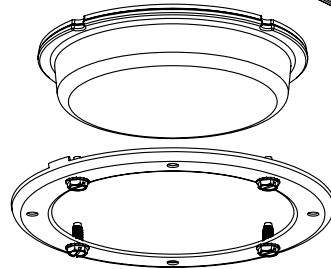
# LENS ACCESSORIES



## SECONDARY LENS FOR GLARE CONTROL

Push Veiling Luminance even lower while maintaining competitive pole spacing within RP-8-18 recommendations.

RX1 can be ordered from the factory with a secondary lens installed for additional glare control, or order separately for installation in the field at a later date.



RX-LENSG1

Prioritize glare reduction while maintaining high roadway performance.

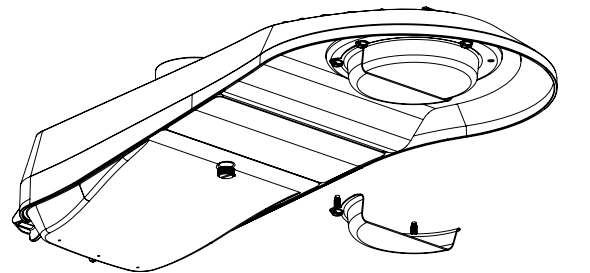
The glare control lens is made from a specially formulated optical acrylic for use with LEDs. Coastal version available. To order separately see the catalog number below.

FAMILY ID	STYLE	COLOR
RX	LENSG1 = secondary lens for glare control	HG = standard gray HB = standard black HZ = standard bronze  ZG = coastal gray ZB = coastal black ZZ = coastal bronze

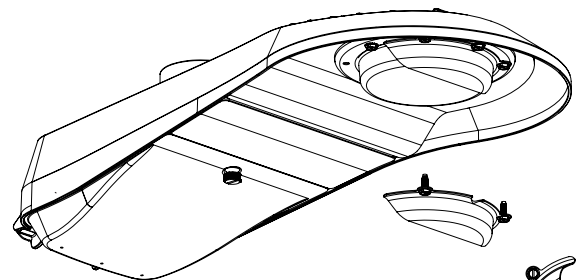
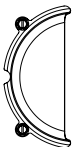
## LIGHT TRESPASS SHIELDS

Reduce light trespass and discomfort glare. Field installable shields can be mounted over primary optic or secondary lens and in any position - front, back or sides. Shields maintain No Uplight (U0) rating and add no additional EPS. Coastal version available.

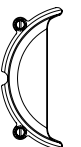
FAMILY ID	STYLE	COLOR
RX	LTS1 = house-side shield (large) LTS2 = front-side shield (small)	HG = standard gray HB = standard black HZ = standard bronze  ZG = coastal gray ZB = coastal black ZZ = coastal bronze



RX-LTS1  
house-side shield



RX-LTS2  
front-side shield



# PERFORMANCE

Nominal lumen values reported. Individual fixtures may vary +/- 10%. IES files available at [evluma.com](http://evluma.com)

WATTAGE	DISTRIBUTION Type, Lm/W & BUG	LUMENS (all CCT = >70 CRI)							
		G0 option - primary lens				G1 option - glare control			
		2700K	3000K	4000K	5000K	2700K	3000K	4000K	5000K
30	II	3420	3780	3930	3960	3030	3360	3480	3500
	Lm/W	114	126	131	132	101	112	116	117
	BUG	B1-U0-G1	B1-U0-G1	B1-U0-G1	B1-U0-G1	B1-U0-G1	B1-U0-G1	B1-U0-G1	B1-U0-G1
	III	3510	3900	3990	4030	3120	3450	3550	3560
	Lm/W	117	130	133	134	104	115	118	119
	BUG	B1-U0-G1	B1-U0-G1	B1-U0-G1	B1-U0-G1	B1-U0-G1	B1-U0-G1	B1-U0-G1	B1-U0-G1
	V	3780	4200	4350	4380	3300	3690	3780	3840
	Lm/W	126	140	145	146	110	123	126	128
	BUG	B2-U0-G1	B2-U0-G1	B2-U0-G1	B2-U0-G1	B2-U0-G1	B2-U0-G1	B2-U0-G1	B2-U0-G1
40	II	4440	5000	5120	5160	3960	4400	4520	4550
	Lm/W	111	125	128	129	99	110	113	114
	BUG	B1-U0-G1	B1-U0-G1	B1-U0-G1	B1-U0-G1	B1-U0-G1	B1-U0-G1	B1-U0-G1	B1-U0-G1
	III	4520	5080	5230	5270	4040	4480	4610	4630
	Lm/W	113	127	131	132	101	112	115	116
	BUG	B1-U0-G1	B1-U0-G1	B1-U0-G1	B1-U0-G1	B1-U0-G1	B1-U0-G1	B1-U0-G1	B1-U0-G1
	V	4920	5440	5640	5680	4320	4800	4920	4960
	Lm/W	123	136	141	142	108	120	123	124
	BUG	B3-U0-G1	B3-U0-G1	B3-U0-G1	B3-U0-G1	B2-U0-G1	B2-U0-G1	B2-U0-G1	B2-U0-G1
50	II	5450	6100	6250	6300	4850	5400	5550	5600
	Lm/W	109	122	125	126	97	108	111	112
	BUG	B1-U0-G1	B1-U0-G1	B1-U0-G1	B1-U0-G1	B1-U0-G1	B1-U0-G1	B1-U0-G1	B1-U0-G1
	III	5550	6200	6400	6450	4950	5500	5680	5700
	Lm/W	111	124	128	129	99	110	114	114
	BUG	B1-U0-G1	B1-U0-G1	B1-U0-G1	B1-U0-G1	B1-U0-G1	B1-U0-G1	B1-U0-G1	B1-U0-G1
	V	5850	6500	6700	6750	5300	5900	6050	6100
	Lm/W	117	130	134	135	106	118	121	122
	BUG	B3-U0-G1	B3-U0-G1	B3-U0-G1	B3-U0-G1	B3-U0-G1	B3-U0-G1	B3-U0-G1	B3-U0-G1
60	II	6420	7080	7320	7380	5700	6300	6480	6540
	Lm/W	107	118	122	123	95	105	108	109
	BUG	B1-U0-G1	B1-U0-G1	B1-U0-G1	B1-U0-G1	B1-U0-G1	B1-U0-G1	B1-U0-G1	B1-U0-G1
	III	6540	7260	7500	7560	5820	6480	6680	6720
	Lm/W	109	121	125	126	97	108	111	112
	BUG	B1-U0-G1	B1-U0-G1	B2-U0-G2	B2-U0-G2	B1-U0-G1	B1-U0-G2	B1-U0-G2	B1-U0-G2
	V	6900	7620	7860	7920	6240	6900	7140	7200
	Lm/W	115	127	131	132	104	115	119	120
	BUG	B3-U0-G1	B3-U0-G1	B3-U0-G1	B3-U0-G2	B3-U0-G1	B3-U0-G1	B3-U0-G1	B3-U0-G1
70	II	7210	7980	8260	8330	6440	7140	7390	7430
	Lm/W	103	114	118	119	92	102	106	106
	BUG	B1-U0-G1	B1-U0-G2	B1-U0-G2	B1-U0-G2	B1-U0-G1	B2-U0-G1	B2-U0-G1	B2-U0-G1
	III	7210	7980	8260	8320	6370	7070	7280	7350
	Lm/W	103	114	118	119	91	101	104	105
	BUG	B1-U0-G1	B2-U0-G2	B2-U0-G2	B2-U0-G2	B1-U0-G1	B1-U0-G2	B2-U0-G2	B2-U0-G2
	V	7770	8610	8890	8960	6790	7560	7770	7840
	Lm/W	111	123	127	128	97	108	111	112
	BUG	B3-U0-G1	B3-U0-G2	B3-U0-G2	B3-U0-G2	B3-U0-G1	B3-U0-G2	B3-U0-G2	B3-U0-G2



3600 Lind Avenue SW Suite 140  
 Renton WA 98057  
 425-336-5800 [www.evluma.com](http://www.evluma.com)

TP-0063 RevA09

Copyright © 2022 Express Imaging Systems, LLC. Evluma, RoadMax, ConnectLED, and Photocontrol Failsafe are trademarks of Express Imaging Systems, LLC. All rights reserved. Content is subject to change. For informational purpose only. MET labs logo is a registered trademark of MET labs.